



WWW.ASD-LIGHTING.COM



*New Standard
in Lighting!*

**LED
WAFER**




PRODUCT
PRESENTATION 2025

LED WAFER

WWW.ASD-LIGHTING.COM








LED ROUND WAFERS

- 04** LED WAFER
JBR 
- 05** LED WAFER WITH BAFFLE TRIM
JBRB 
- 06** LED WAFER WITH DEEP BAFFLE TRIM
JBR-DB 
- 07** LED WAFER GIMBAL
JBR-GB 
- 08** LED WAFER WITH NIGHT LIGHT
JBR-NL 
- 09** LED WAFER RGBW
JBR-RGBW 


LED SQUARE WAFERS

- 11** LED WAFER
JBS 
- 12** LED WAFER WITH ROUND BACK
JBSR 

COMMERCIAL WAFERS

- 14** LED WAFER WITH BAFFLE TRIM
JBRB-MV 
- 15** FIRE RATED LED WAFER
JFR 
- 16** FIRE RATED LED WAFER WITH BAFFLE TRIM
JFRB 
- 17** NEW CONSTRUCTION MOUNTING PLATE
MPLS/MPLR 
- 18** ACCESSORIES 





LED ROUND WAFERS

JBR ROUND



PLUG & TWIST
CONNECTOR



SPRING-LOADED
CLIPS



FINISH

LED WAFER

The LED Wafer Round with a classic, low-profile design is an ideal solution for low ceilings. It has a J-box, plug & twist connector, spring-loaded clips, and requires only 2" of ceiling space, making the installation process quick and easy. The acrylic lens with a 110° beam angle and CRI90+ grants you even light. It is designed to operate on 120V circuits and offers smooth dimming capabilities from 10% to 100%. This fixture is IC rated so there is no can or any other housing required. It is also Wet Locations rated, making it perfect for kitchen, bathroom or any other common areas.



SIZES

3", 4",
6", 8", 12"



POWER

6W, 9W, 12W,
15W, 20W, 24W



COLOR SELECTABLE

2700K, 3000K,
3500K, 4000K, 5000K



LOW-PROFILE DESIGN IS AN IDEAL
SOLUTION FOR LOW CEILINGS




CRI90+ RICH AND
NATURAL COLORS



5 COLOR TEMPERATURE
OPTIONS



IC RATED CANLESS
SOLUTION





JBRB ROUND

PLUG & TWIST
CONNECTOR

LED WAFER WITH BAFFLE TRIM

The LED Wafer with Baffle Trim Round is a sleek solution for low ceilings. Its baffle trim ensures modern style and glare control for visual comfort. Equipped with a J-box, plug & twist connector, and spring-loaded clips, it installs quickly and easily. The acrylic lens offers even 110° illumination with CRI90+. Operating on 120V, it provides smooth 10–100% dimming. IC rated—no can needed—and suitable for wet locations, it's ideal for kitchens, bathrooms, and common areas.



SPRING-LOADED CLIPS



FINISH




JBR-DB ROUND



PLUG & TWIST CONNECTOR



SPRING-LOADED CLIPS



White Black
FINISH

LED WAFER WITH DEEP BAFFLE TRIM

The LED Wafer with Deep Baffle trim has a classic design is an ideal solution for low ceilings. Wafer features a deep regressed baffle trim that offers a clean, modern aesthetic while minimizing glare and improving visual comfort. This fixture has a J-box, plug & twist connector, strong metal clips, making the installation process quick and easy. It is designed to operate on 120V circuits with triac dimming. Smooth triac dimming capabilities from 10% to 100% with modern LED dimmers gives you full control over your space. This fixture is IC rated so there is no can or any other housing required. It is also Wet Locations rated for added versatility.



SIZES
4", 6"



POWER
10W, 15W



COLOR SELECTABLE
2700K, 3000K,
3500K, 4000K, 5000K



WITH DEEP BAFFLE TRIM



CRI90+ RICH AND NATURAL COLORS



5 COLOR TEMPERATURE OPTIONS



IC RATED CANLESS SOLUTION



120V
voltage



Triac
dimming



Wet
Locations





JBR-GB ROUND



FINISH

LED WAFER GIMBAL

The LED Wafer Gimbal features a 355° lens rotation and 90° tilt range, making it perfect for sloped ceilings and directional lighting. The model is air-tight to minimize ceiling air leakage and maintain building efficiency. It includes a J-box, plug-and-twist connector, and spring-loaded clips for quick installation. The acrylic lens with CRI90+ ensures even, high-quality light. Designed for 120V circuits with triac dimming.


 SIZES 3", 4", 6"	 POWER 6W, 9W, 12W	 COLOR SELECTABLE 2700K, 3000K, 3500K, 4000K, 5000K
--	---	---


 **355° LENS ROTATION AND 90° TILT RANGE**



 **AIR TIGHT SOLUTION**



 **5 COLOR TEMPERATURE OPTIONS**



 **IC RATED CANLESS SOLUTION**



 120V voltage	 Triac dimming	 Wet Locations
---	--	--

		
---	---	---

JBR-NL ROUND

PLUG & TWIST
CONNECTOR

SPRING-LOADED
CLIPS

SWITCHING IS
CONTROLLED VIA
POWER CYCLING

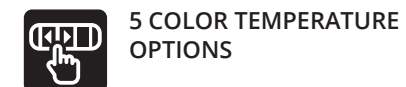

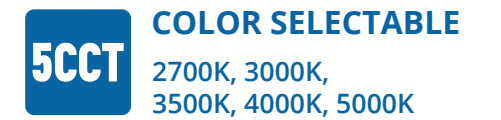
2000K
NIGHT LIGHT

White Black

FINISH

LED WAFER WITH NIGHT LIGHT

The LED Round Wafer with Night Light features an integrated 2000K night light that emits a soft, relaxing glow for nighttime visibility. The light is elegantly positioned around the trim, providing gentle edge illumination. It includes a memory function that starts in downlight mode and allows easy resync by switching off and on within 1-5 seconds. The fixture supports two modes—main light and 2000K night light—toggled by power cycling. Equipped with a J-box, plug & twist connector, and spring clips, it installs quickly and operates on 120V with triac dimming.



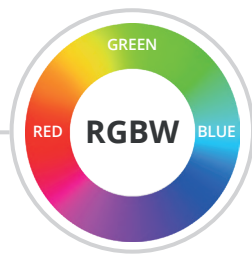
JBR-RGBW ROUND



PLUG & TWIST CONNECTOR



SPRING-LOADED CLIPS



RGBW DESIGN WITH 16.7 MILLION COLORS



CONTROLLED BY APP ON YOUR SMARTPHONE



White

FINISH

- 120V voltage
- Triac dimming
- Wet Locations

LED WAFER RGBW SMART



The LED Wafer Round with RGBW is controlled via the ASD SMART APP, allowing users to choose from 16.7 million colors, adjustable white (2700K-6500K), lighting patterns, and schedules. It also supports Alexa and Google Assistant. The slim, low-profile design fits low ceilings and requires only 2" of space. Featuring a J-box, plug & twist connector, and spring clips, installation is quick and easy. The 110° acrylic lens ensures even light, and the fixture operates on 120V with smooth 10-100% dimming.



SIZES
4", 6"



POWER
12W, 15W



RGBW
16.7 million colors



RGBW DESIGN WITH 16.7 MILLION COLORS




CONTROLLED BY SMART APP ON YOUR SMARTPHONE



COMPATIBLE WITH ALEXA AND GOOGLE ASSISTANT



IC RATED CANLESS SOLUTION




The image features two diamond-shaped LED square wafers against a dark blue background. Each wafer is outlined with multiple parallel lines, suggesting a multi-layered or multi-emitter structure. Small electrical contact pads are visible at the corners of the diamonds. The wafer on the left is a darker shade of blue, while the one on the right is a lighter shade. The text 'LED SQUARE WAFERS' is positioned at the bottom center in white, bold, sans-serif font.

LED SQUARE WAFERS


JBS SQUARE



PLUG & TWIST
CONNECTOR



SPRING-LOADED
CLIPS



FINISH

LED WAFER

The LED Wafer Square with a classic, low-profile design is an ideal solution for low ceilings. It has a J-box, plug & twist connector, spring-loaded clips, and requires only 2" of ceiling space, making the installation process quick and easy. The acrylic lens with a 110° beam angle and CRI90+ grants you even light. It is designed to operate on 120V circuits and offers smooth dimming capabilities from 10% to 100%. This fixture is IC rated so there is no can or any other housing required. It is also Wet Locations rated, making it perfect for kitchen, bathroom or any other common areas.



SIZES

3", 4",
6", 8", 12"



POWER

8W, 10W, 15W,
20W, 24W



COLOR SELECTABLE

2700K, 3000K,
3500K, 4000K, 5000K



LOW-PROFILE DESIGN IS AN IDEAL
SOLUTION FOR LOW CEILINGS




CRI90+ RICH AND
NATURAL COLORS



5 COLOR TEMPERATURE
OPTIONS



IC RATED CANLESS
SOLUTION



- 120V voltage
- Triac dimming
- Wet Locations



JBSR SQUARE



PLUG & TWIST
CONNECTOR



SPRING-LOADED
CLIPS



White

FINISH

LED WAFER WITH ROUND BACK

The LED Wafer Square with round back with a classic, low-profile design is an ideal solution for low ceilings. This fixture is available in square with round back shape. It has a J-box, plug & twist connector, spring-loaded clips, and requires only 2" of ceiling space, making the installation process quick and easy. The acrylic lens with a 110° beam angle and CRI90+ grants you even light. It is designed to operate on 120V circuits and offers smooth dimming capabilities from 10% to 100%. This fixture is IC rated so there is no can or any other housing required. It is also Wet Locations rated, making it perfect for kitchen, bathroom or any other common areas.



SIZES

4"



POWER

10W



COLOR SELECTABLE

2700K, 3000K,
3500K, 4000K, 5000K



SQUARE SHAPE
WITH ROUND BACK



CRI90+ RICH AND
NATURAL COLORS



5 COLOR TEMPERATURE
OPTIONS



IC RATED CANLESS
SOLUTION



120V
voltage



Triac
dimming



Wet
Locations



The background features two large, semi-transparent circular wafers. The left wafer is partially cut off by the edge of the frame and has a mechanical component attached to its right side. The right wafer is more complete and has a mechanical component attached to its bottom edge. The overall aesthetic is clean and technical, with a light blue-to-white gradient background.

COMMERCIAL WAFERS

JBRB-MV ROUND



LED WAFER MULTIVOLTAGE WITH BAFFLE TRIM

The LED Wafer Multivoltage with Baffle Trim Round with a classic, low-profile design is an ideal solution for low ceilings. This fixture has a J-box, plug & twist connector, strong metal clips, making the installation process quick and easy. The acrylic lens with a 110° beam angle and CRI90+ grants you even light. It is designed to operate on 120-277V circuits with a 0-10V dimmable driver. This fixture is Air Tight and IC rated so there is no can or any other housing required. It is also Wet Locations rated, making it perfect for kitchen, bathroom or any other common areas.

SIZES
4", 6"

POWER
12W, 15W

COLOR SELECTABLE
5CCT
2700K, 3000K,
3500K, 4000K, 5000K

OPERATES ON
120-277V CIRCUITS

HEAVY DUTY SPRING CLIPS
WITH INCREASED HEIGHT



5 COLOR TEMPERATURE
OPTIONS

AIR TIGHT AND IC RATED
CANLESS SOLUTION



120-277V
voltage

0-10V
dimming

Wet
Locations

White
FINISH

ENERGY STAR
TITLE 24
COMPLIANT
JAN 2022
ETL
Intertek

JFR ROUND

PLUG & TWIST
CONNECTOR



STRONG METAL
CLIPS



White
FINISH



FIRE RATED LED WAFER

The LED Wafer Fire Rated features a reinforced steel body with a 2-hour fire resistance rating. It includes a J-box, plug & twist connector, and spring clips for quick installation. The 110° acrylic lens and CRI90+ provide even light, and it supports 120V triac dimming (10-100%). Heavy-duty clips allow mounting in ceilings up to 1-3/4" thick. The fixture is Air Tight, IC rated (no can needed), and suitable for wet locations. Tested to meet UL 263, ASTM E119, and CAN ULC S101 standards.



SIZES
4", 6",



POWER
12W, 15W



COLOR SELECTABLE
5 CCT
2700K, 3000K,
3500K, 4000K, 5000K



2-HOUR FIRE
RESISTANCE



HEAVY DUTY COMMERCIAL
GRADE SPRING CLIPS WITH
INCREASED HEIGHT



5 COLOR TEMPERATURE
OPTIONS



CRI90+ RICH AND
NATURAL COLORS



JFRB ROUND

PLUG & TWIST
CONNECTOR

BAFFLE TRIM

STRONG METAL
CLIPS

White Black
FINISH



FIRE RATED LED WAFER WITH BAFFLE TRIM

The LED Wafer Fire Rated with Baffle Trim round features a reinforced steel body with baffle trim and a 2-hour fire resistance rating. It includes a J-box, plug & twist connector, and spring clips for quick installation. The 110° acrylic lens with CRI90+ provides even light. Designed for 120-277V with a 0-10V dimmable driver. Heavy-duty clips allow mounting in ceilings up to 1-3/4" thick. Air Tight, IC rated (no housing needed), and suitable for wet locations. Tested to UL 263, ASTM E119, and CAN ULC S101.

SIZES
4", 6",

POWER
12W, 15W

COLOR SELECTABLE
5CCT
2700K, 3000K,
3500K, 4000K, 5000K

2-HOUR FIRE RESISTANCE



HEAVY DUTY COMMERCIAL GRADE SPRING CLIPS WITH INCREASED HEIGHT



5 COLOR TEMPERATURE OPTIONS



OPERATES ON 120-277V CIRCUITS



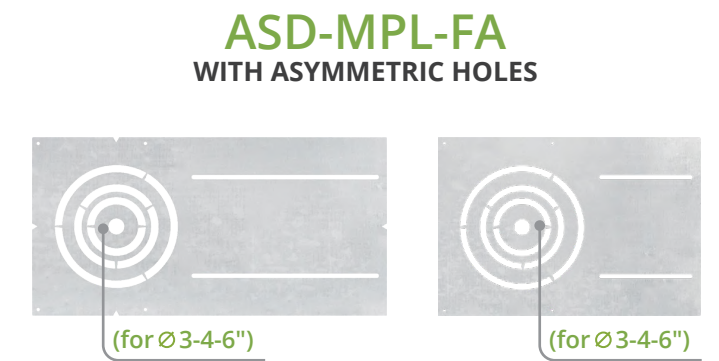
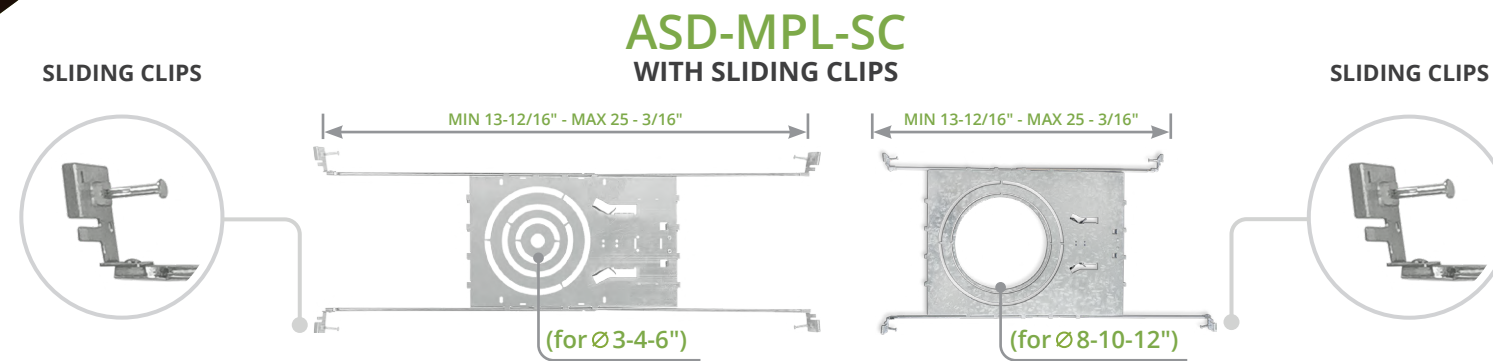
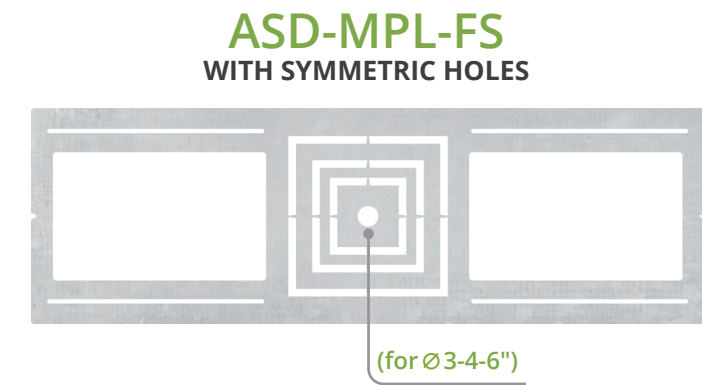
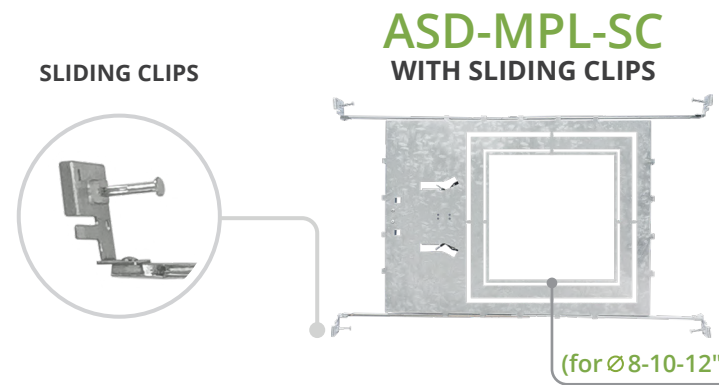
120-277V voltage
0-10V dimming
Wet Locations

ENERGY STAR
TITLE 24 COMPLIANT JAN 2022
ETL Intertek




MOUNTING PLATES

NEW CONSTRUCTION

The New Construction Flat Mounting Plate is a universal solution designed for integration during the framing stage. Included mounting holes and tracks mean these plates will fit perfectly in many different structural layouts. Alignment notches on the plate help to align multiple plates. Durable housing resistant to rust and impact provides many years of service



ASD-MPL-FS WITH SYMMETRIC HOLES



ACCESSORIES

BATTERY BACK-UP KIT

ASD-EMA15



15W, 120-277V, 0-10V

BLD-HM08D

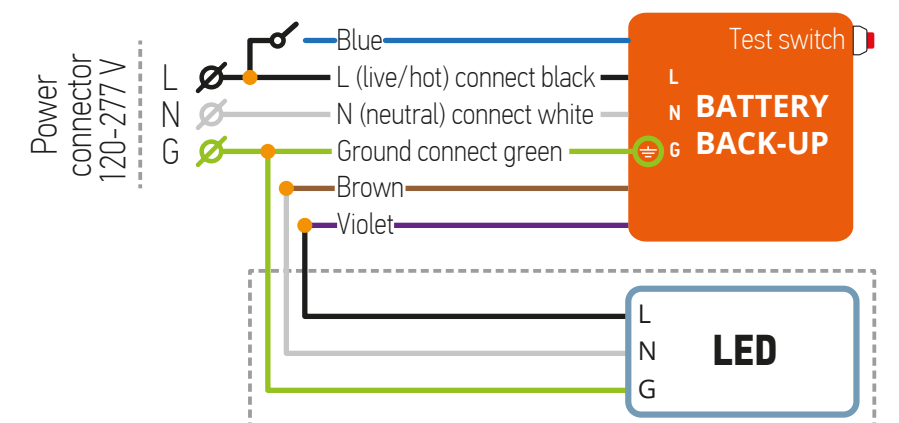
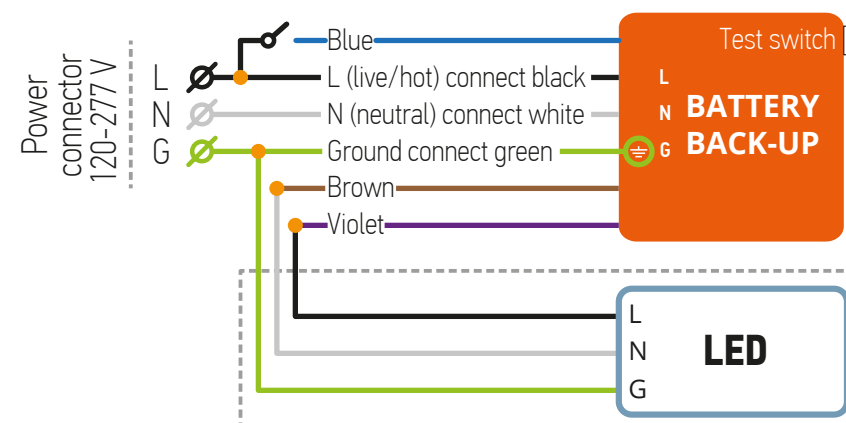
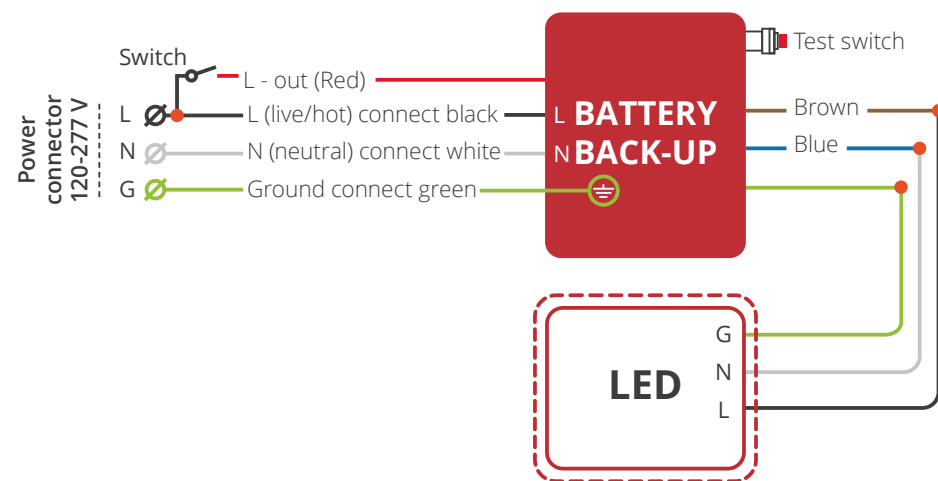


8W, 120-277V, 0-10V

BLD-HM15D



15W, 120-277V, 0-10V



ACCESSORIES

BATTERY BACK-UP KIT



**QUICK
INSTALLATION**

ASD-EMK-JBR



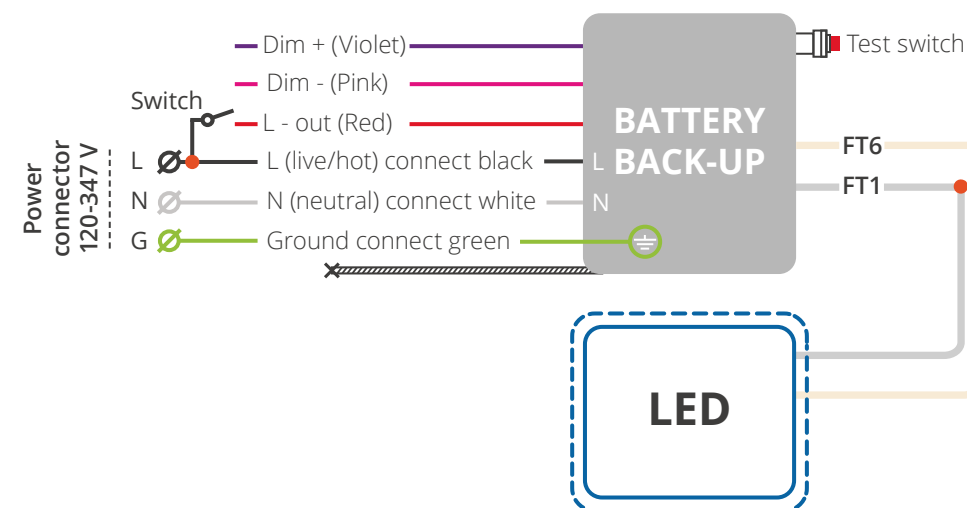
POWER

3,5W

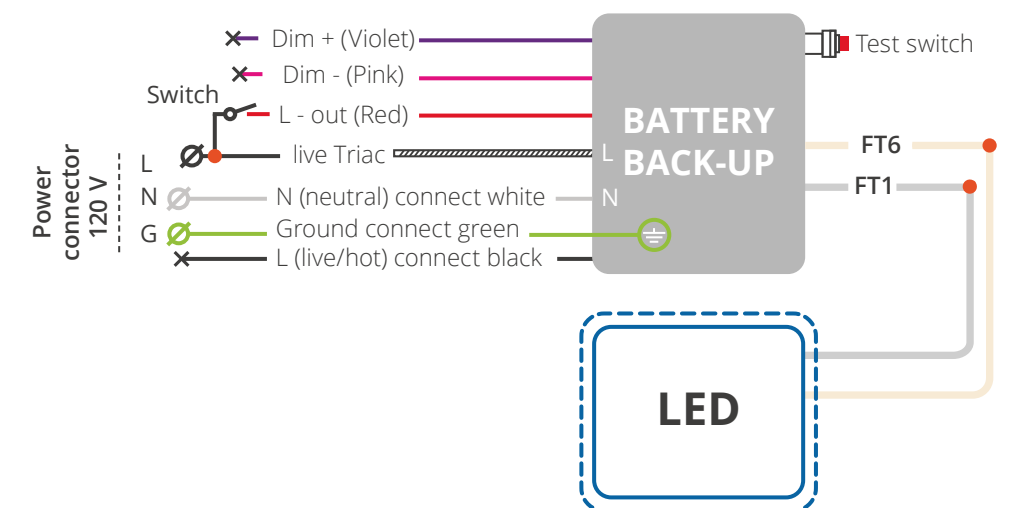
3,5W, 120-347V 0-10V , 120V Triac

SIZE AND POWER	SERIES	CABLE	mA
3inch 6W	JBR	FT1	160
4inch 9W	JBRB		200
4inch 12W	JBR, JBRB		280
6inch 12W	JBR, JBRB		280
6inch 15W	JBR, JBRB		240
8inch 20W	JBR		320
12inch 24W	JBR		320
4inch 12W	JFR, JFRB	FT6	280
6inch 15W	JFR, JFRB		240
8inch 20W	JFR		320


WIRING DIAGRAM (0-10V DIMMABLE/120-347VAC)



WIRING DIAGRAM (120VAC TRIAC DIMMABLE)



LED WAFERS




JBR LED WAFER ROUND

MODEL	SIZE	WATTS	INPUT VOLTAGE	DIMMABLE	CCT	LM	FINISH	LOCATION	DIMENSIONS LxWxH	PCS. PER CARTON	CERTIFICATION
ASD-JBR-3D6BK	3"	6	120	Triac	2,700/3,000/3,500/4,000/5,000	499	Black	Wet	3-5/8" x 7/8"	6	ETL / Energy Star / T24 JA8
ASD-JBR-3D6BK-12P	3"	6	120	Triac	2,700/3,000/3,500/4,000/5,000	499	Black	Wet	3-5/8" x 7/8"	1	ETL / Energy Star / T24 JA8
ASD-JBR-3D6BR-6P	3"	6	120	Triac	2,700/3,000/3,500/4,000/5,000	499	Bronze	Wet	3-5/8" x 7/8"	1	ETL / Energy Star / T24 JA8
ASD-JBR-3D6NK-6P	3"	6	120	Triac	2,700/3,000/3,500/4,000/5,000	499	Nickel	Wet	3-5/8" x 7/8"	1	ETL / Energy Star / T24 JA8
ASD-JBR-3D6WH	3"	6	120	Triac	2,700/3,000/3,500/4,000/5,000	499	White	Wet	3-5/8" x 7/8"	6	ETL / Energy Star / T24 JA8
ASD-JBR-3D6WH-12P	3"	6	120	Triac	2,700/3,000/3,500/4,000/5,000	499	White	Wet	3-5/8" x 7/8"	1	ETL / Energy Star / T24 JA8
ASD-JBR-4D9BK	4"	9	120	Triac	2,700/3,000/3,500/4,000/5,000	831	Black	Wet	4-15/16" x 7/8"	6	ETL / Energy Star / T24 JA8
ASD-JBR-4D9BK-12P	4"	9	120	Triac	2,700/3,000/3,500/4,000/5,000	831	Black	Wet	4-15/16" x 7/8"	1	ETL / Energy Star / T24 JA8
ASD-JBR-4D9BR-6P	4"	9	120	Triac	2,700/3,000/3,500/4,000/5,000	831	Bronze	Wet	4-15/16" x 7/8"	1	ETL / Energy Star / T24 JA8
ASD-JBR-4D9NK-6P	4"	9	120	Triac	2,700/3,000/3,500/4,000/5,000	831	Nickel	Wet	4-15/16" x 7/8"	1	ETL / Energy Star / T24 JA8
ASD-JBR-4D9WH	4"	9	120	Triac	2,700/3,000/3,500/4,000/5,000	831	White	Wet	4-15/16" x 7/8"	6	ETL / Energy Star / T24 JA8
ASD-JBR-4D9WH-12P	4"	9	120	Triac	2,700/3,000/3,500/4,000/5,000	831	White	Wet	4-15/16" x 7/8"	1	ETL / Energy Star / T24 JA8
ASD-JBR-4D12BK	4"	12	120	Triac	2,700/3,000/3,500/4,000/5,000	1,011	Black	Wet	4-15/16" x 7/8"	6	ETL / Energy Star / T24 JA8
ASD-JBR-4D12WH	4"	12	120	Triac	2,700/3,000/3,500/4,000/5,000	1,011	White	Wet	4-15/16" x 7/8"	6	ETL / Energy Star / T24 JA8
ASD-JBR-4D12WH-12P	4"	12	120	Triac	2,700/3,000/3,500/4,000/5,000	1,011	White	Wet	4-15/16" x 7/8"	1	ETL / Energy Star / T24 JA8
ASD-JBR-6D12BK	6"	12	120	Triac	2,700/3,000/3,500/4,000/5,000	1,040	Black	Wet	6-7/8" x 15/16"	6	ETL / Energy Star / T24 JA8
ASD-JBR-6D12BK-12P	6"	12	120	Triac	2,700/3,000/3,500/4,000/5,000	1,040	Black	Wet	6-7/8" x 15/16"	1	ETL / Energy Star / T24 JA8
ASD-JBR-6D12BR-6P	6"	12	120	Triac	2,700/3,000/3,500/4,000/5,000	1,040	Bronze	Wet	6-7/8" x 15/16"	1	ETL / Energy Star / T24 JA8
ASD-JBR-6D12NK-6P	6"	12	120	Triac	2,700/3,000/3,500/4,000/5,000	1,040	Nickel	Wet	6-7/8" x 15/16"	1	ETL / Energy Star / T24 JA8
ASD-JBR-6D12WH	6"	12	120	Triac	2,700/3,000/3,500/4,000/5,000	1,040	White	Wet	6-7/8" x 15/16"	6	ETL / Energy Star / T24 JA8
ASD-JBR-6D12WH-12P	6"	12	120	Triac	2,700/3,000/3,500/4,000/5,000	1,040	White	Wet	6-7/8" x 15/16"	1	ETL / Energy Star / T24 JA8
ASD-JBR-6D15BK	6"	15	120	Triac	2,700/3,000/3,500/4,000/5,000	1,278	Black	Wet	6-7/8" x 15/16"	6	ETL / Energy Star / T24 JA8
ASD-JBR-6D15WH	6"	15	120	Triac	2,700/3,000/3,500/4,000/5,000	1,278	White	Wet	6-7/8" x 15/16"	6	ETL / Energy Star / T24 JA8
ASD-JBR-6D15WH-12P	6"	15	120	Triac	2,700/3,000/3,500/4,000/5,000	1,278	White	Wet	6-7/8" x 15/16"	1	ETL / Energy Star / T24 JA8
ASD-JBR-8D20BK	8"	20	120	Triac	2,700/3,000/3,500/4,000/5,000	1,685	Black	Wet	8-13/16" x 15/16"	4	ETL / Energy Star / T24 JA8
ASD-JBR-8D20WH	8"	20	120	Triac	2,700/3,000/3,500/4,000/5,000	1,685	White	Wet	8-13/16" x 15/16"	4	ETL / Energy Star / T24 JA8
ASD-JBR-12D24BK	12"	24	120	Triac	2,700/3,000/3,500/4,000/5,000	2,046	Black	Wet	11-7/8" x 7/8"	4	ETL / T24 JA8
ASD-JBR-12D24WH	12"	24	120	Triac	2,700/3,000/3,500/4,000/5,000	2,046	White	Wet	11-7/8" x 7/8"	4	ETL / T24 JA8


JBRB LED WAFER WITH BAFFLE TRIM

MODEL	SIZE	WATTS	INPUT VOLTAGE	DIMMABLE	CCT	LM	FINISH	LOCATION	DIMENSIONS LxWxH	PCS. PER CARTON	CERTIFICATION
ASD-JBRB-4D9WH	4"	9	120	Triac	2,700/3,000/3,500/4,000/5,000	757	White	Wet	4-15/16" x 1-1/4"	6	ETL / Energy Star / T24 JA8
ASD-JBRB-4D9WH-12P	4"	9	120	Triac	2,700/3,000/3,500/4,000/5,000	757	White	Wet	4-15/16" x 1-1/4"	1	ETL / Energy Star / T24 JA8
ASD-JBRB-6D12WH	6"	12	120	Triac	2,700/3,000/3,500/4,000/5,000	1,071	White	Wet	6-7/8" x 1-1/4"	6	ETL / Energy Star / T24 JA8
ASD-JBRB-6D12WH-12P	6"	12	120	Triac	2,700/3,000/3,500/4,000/5,000	1,071	White	Wet	6-7/8" x 1-1/4"	1	ETL / Energy Star / T24 JA8

LED WAFERS



White



Black

JBR-DB LED WAFER WITH DEEP BAFFLE TRIM

MODEL	SIZE	WATTS	INPUT VOLTAGE	DIMMABLE	CCT	LM	FINISH	LOCATION	DIMENSIONS LxWxH	PCS. PER CARTON	CERTIFICATION
ASD-JBR-DB-4D10BK-6P	4"	10	120	Triac	2,700/3,000/3,500/4,000/5,000	845	Black	Wet	5-1/8" x 1-5/8"	2	ETL/ Energy Star / T24 JA8
ASD-JBR-DB-4D10WH	4"	10	120	Triac	2,700/3,000/3,500/4,000/5,000	845	White	Wet	5-1/8" x 1-5/8"	6	ETL/ Energy Star / T24 JA8
ASD-JBR-DB-4D10WH-12P	4"	10	120	Triac	2,700/3,000/3,500/4,000/5,000	845	White	Wet	5-1/8" x 1-5/8"	1	ETL/ Energy Star / T24 JA8
ASD-JBR-DB-6D15BK-6P	6"	15	120	Triac	2,700/3,000/3,500/4,000/5,000	1,325	Black	Wet	7-3/8" x 2-1/16"	2	ETL/ Energy Star / T24 JA8
ASD-JBR-DB-6D15WH	6"	15	120	Triac	2,700/3,000/3,500/4,000/5,000	1,325	White	Wet	7-3/8" x 2-1/16"	6	ETL/ Energy Star / T24 JA8
ASD-JBR-DB-6D15WH-12P	6"	15	120	Triac	2,700/3,000/3,500/4,000/5,000	1,325	White	Wet	7-3/8" x 2-1/16"	1	ETL/ Energy Star / T24 JA8



White



Black

JBR-GB LED WAFER GIMBAL

MODEL	SIZE	WATTS	INPUT VOLTAGE	DIMMABLE	CCT	LM	FINISH	LOCATION	DIMENSIONS LxWxH	PCS. PER CARTON	CERTIFICATION
ASD-JBR-GB-3D6BK-6P	3"	6	120	Triac	2,700/3,000/3,500/4,000/5,000	541	Black	Wet	3-15/16" x 1-1/8"	2	ETL/ Energy Star / T24 JA8
ASD-JBR-GB-3D6WH-6P	3"	6	120	Triac	2,700/3,000/3,500/4,000/5,000	541	White	Wet	3-15/16" x 1-1/8"	2	ETL/ Energy Star / T24 JA8
ASD-JBR-GB-4D9BK-6P	4"	9	120	Triac	2,700/3,000/3,500/4,000/5,000	769	Black	Wet	4-13/16" x 1-7/16"	2	ETL/ Energy Star / T24 JA8
ASD-JBR-GB-4D9WH-6P	4"	9	120	Triac	2,700/3,000/3,500/4,000/5,000	769	White	Wet	4-13/16" x 1-7/16"	2	ETL/ Energy Star / T24 JA8
ASD-JBR-GB-6D12BK-6P	6"	12	120	Triac	2,700/3,000/3,500/4,000/5,000	1,216	Black	Wet	6-7/8" x 1-3/4"	2	ETL/ Energy Star / T24 JA8
ASD-JBR-GB-6D12WH-6P	6"	12	120	Triac	2,700/3,000/3,500/4,000/5,000	1,216	White	Wet	6-7/8" x 1-3/4"	2	ETL/ Energy Star / T24 JA8



White



Black

JBR-NL LED WAFER WITH NIGHT LIGHT

MODEL	SIZE	WATTS	INPUT VOLTAGE	DIMMABLE	CCT	LM	FINISH	LOCATION	DIMENSIONS LxWxH	PCS. PER CARTON	CERTIFICATION
ASD-JBR-NL-4D9BK-6P	4"	9	120	Triac	2,700/3,000/3,500/4,000/5,000 + 2,000	842	Black	Wet	4-15/16" x 7/8"	2	ETL/ Energy Star / T24 JA8
ASD-JBR-NL-4D9WH-6P	4"	9	120	Triac	2,700/3,000/3,500/4,000/5,000 + 2,000	842	White	Wet	4-15/16" x 7/8"	2	ETL/ Energy Star / T24 JA8
ASD-JBR-NL-6D12BK-6P	6"	12	120	Triac	2,700/3,000/3,500/4,000/5,000 + 2,000	1,133	Black	Wet	6-7/8" x 15/16"	2	ETL/ Energy Star / T24 JA8
ASD-JBR-NL-6D12WH-6P	6"	12	120	Triac	2,700/3,000/3,500/4,000/5,000 + 2,000	1,133	White	Wet	6-7/8" x 15/16"	2	ETL/ Energy Star / T24 JA8



White

JBR-RGBW LED WAFER WITH RGBW

MODEL	SIZE	WATTS	INPUT VOLTAGE	DIMMABLE	CCT	LM	FINISH	LOCATION	DIMENSIONS LxWxH	PCS. PER CARTON	CERTIFICATION
ASD-JBR-4D12SM-RGBW-WH	4"	9W+3W	120	SMART APP	2,700-6,500 + RGBW	711	White	Wet	4-15/16" x 7/8"	6	ETL / Energy Star / T24 JA8
ASD-JBR-6D15SM-RGBW-WH	6"	12W+3W	120	SMART APP	2,700-6,500 + RGBW	1,135	White	Wet	7-11/16" x 1-1/4"	6	ETL / Energy Star / T24 JA8

LED WAFERS




White



Black



White



JBS LED WAFER SQUARE

MODEL	SIZE	WATTS	INPUT VOLTAGE	DIMMABLE	CCT	LM	FINISH	LOCATION	DIMENSIONS LxWxH	PCS. PER CARTON	CERTIFICATION
ASD-JBS-3D8BK-6P	3"	8	120	Triac	2,700/3,000/3,500/4,000/5,000	656	Black	Wet	3-1/4" x 3-1/4" x 9/16"	1	ETL / Energy Star / T24 JA8
ASD-JBS-3D8WH-6P	3"	8	120	Triac	2,700/3,000/3,500/4,000/5,000	656	White	Wet	3-1/4" x 3-1/4" x 9/16"	1	ETL / Energy Star / T24 JA8
ASD-JBS-4D10BK-6P	4"	10	120	Triac	2,700/3,000/3,500/4,000/5,000	820	Black	Wet	4-5/8" x 4-5/8" x 9/16"	1	ETL / Energy Star / T24 JA8
ASD-JBS-4D10WH-6P	4"	10	120	Triac	2,700/3,000/3,500/4,000/5,000	820	White	Wet	4-5/8" x 4-5/8" x 9/16"	1	ETL / Energy Star / T24 JA8
ASD-JBS-6D15BK-6P	6"	15	120	Triac	2,700/3,000/3,500/4,000/5,000	1,230	Black	Wet	6-9/16" x 6-9/16" x 9/16"	1	ETL / Energy Star / T24 JA8
ASD-JBS-6D15WH-6P	6"	15	120	Triac	2,700/3,000/3,500/4,000/5,000	1,230	White	Wet	6-9/16" x 6-9/16" x 9/16"	1	ETL / Energy Star / T24 JA8
ASD-JBS-8D20BK	8"	20	120	Triac	2,700/3,000/3,500/4,000/5,000	1,640	Black	Wet	8-11/16" x 8-11/16" x 9/16"	4	ETL / Energy Star / T24 JA8
ASD-JBS-8D20WH	8"	20	120	Triac	2,700/3,000/3,500/4,000/5,000	1,640	White	Wet	8-11/16" x 8-11/16" x 9/16"	4	ETL / Energy Star / T24 JA8
ASD-JBS-12D27BK	12"	27	120	Triac	2,700/3,000/3,500/4,000/5,000	2,214	Black	Wet	11-9/16" x 11-9/16" x 9/16"	4	ETL / T24 JA8
ASD-JBS-12D27WH	12"	27	120	Triac	2,700/3,000/3,500/4,000/5,000	2,214	White	Wet	11-9/16" x 11-9/16" x 9/16"	4	ETL / T24 JA8

JBSR LED WAFER SQUARE WITH ROUND BACK

MODEL	SIZE	WATTS	INPUT VOLTAGE	DIMMABLE	CCT	LM	FINISH	LOCATION	DIMENSIONS LxWxH	PCS. PER CARTON	CERTIFICATION
ASD-JBSR-4D10WH	4"	10	120	Triac	2,700/3,000/3,500/4,000/5,000	872	White	Wet	4/7/8" x 4-7/8" x 1-1/8"	6	ETL / T24 JA8

LED WAFERS



White



White



White

Black

JBRB-MV LED WAFER MULTIVOLTAGE WITH BAFFLE TRIM

MODEL	SIZE	WATTS	INPUT VOLTAGE	DIMMABLE	CCT	LM	FINISH	LOCATION	DIMENSIONS LxWxH	PCS. PER CARTON	CERTIFICATION
ASD-JBRB-MV-4D12WH	4"	12	120-277	0-10V	2,700/3,000/3,500/4,000/5,000	935	White	Wet	5" x 2-3/16"	6	ETL
ASD-JBRB-MV-6D15WH	6"	15	120-277	0-10V	2,700/3,000/3,500/4,000/5,000	1,205	White	Wet	6-7/8" x 2-3/16"	6	ETL / Energy Star / T24 JA8


JFR FIRE RATED LED WAFER

MODEL	SIZE	WATTS	INPUT VOLTAGE	DIMMABLE	CCT	LM	FINISH	LOCATION	DIMENSIONS LxWxH	PCS. PER CARTON	CERTIFICATION
ASD-JFR-4D12AC-WH	4"	12	120	Triac	2,700/3,000/3,500/4,000/5,000	1,002	White	Wet	4-15/16" x 2-1/4"	6	ETL / Energy Star / T24 JA8
ASD-JFR-6D15AC-WH	6"	15	120	Triac	2,700/3,000/3,500/4,000/5,000	1,380	White	Wet	6-7/8" x 2-1/4"	6	ETL / Energy Star / T24 JA8


JFRB FIRE RATED LED WAFER WITH BAFFLE TRIM

MODEL	SIZE	WATTS	INPUT VOLTAGE	DIMMABLE	CCT	LM	FINISH	LOCATION	DIMENSIONS LxWxH	PCS. PER CARTON	CERTIFICATION
ASD-JFRB-MV-6D15WH	6"	15	120-277	0-10V	2,700/3,000/3,500/4,000/5,000	1,197	White	Wet	6-7/8" x 2-1/4"	6	ETL / Energy Star / T24 JA8
ASD-JFRB-MV-4D12WH	4"	12	120-277	0-10V	2,700/3,000/3,500/4,000/5,000	921	White	Wet	5" x 2-3/16"	6	ETL
ASD-JFRB-MV-6D15 BK	6"	15	120-277	0-10V	2,700/3,000/3,500/4,000/5,000	1,197	Black	Wet	6-7/8" x 2-1/4"	6	ETL
ASD-JFRB-MV-4D12BK	4"	12	120-277	0-10V	2,700/3,000/3,500/4,000/5,000	930	Black	Wet	4-15/16" x 2-3/8"	6	ETL / Energy Star / T24 JA8

ACCESSORIES



ASD-MPLR-81012-SC-6PAC



ASD-MPLR-346-SC-6PACK



ASD-MPLR18-346-FA-6PACK



ASD-MPLR-346-FA-6PACK



ASD-MPLR-346-FS-6PACK




ASD-MPLR-81012-FS-6PACK



ASD-MPLR-4-FS-6PACK



ASD-MPLR-6-FS-6PACK



ASD-MPLS-346-SC-6PACK



ASD-MPLS-346-FS-6PACK

DESCRIPTION	MODEL	HOLES	SIZE	DIMENSIONS LxWxH	PCS. PER CARTON
New Construction Flat Mounting Plate with Asymmetric holes	ASD-MPLR-346-FA-6PACK	Round	3-4-6"	13-1/4" x 9-1/16" x 1/16"	4
New Construction Flat Mounting Plate with Asymmetric holes	ASD-MPLR18-346-FA-6PACK	Round	3-4-6"	18" x 9-1/16" x 1/16"	4
New Construction Flat Mounting Plate with Symmetric holes	ASD-MPLR-4-FS-6PACK	Round	4"	26" x 8-1/4" x 1/16"	4
New Construction Flat Mounting Plate with Symmetric holes	ASD-MPLR-6-FS-6PACK	Round	6"	26" x 8-1/4" x 1/16"	4
New Construction Flat Mounting Plate with Symmetric holes	ASD-MPLR-346-FS-6PACK	Round	3-4-6"	26" x 8-1/4" x 1/16"	4
New Construction Flat Mounting Plate with Symmetric holes	ASD-MPLR-81012-FS-6PACK	Round	8-10-12"	26" x 13" x 1/16"	4
New Construction Mounting Plate with holes and Sliding Clips	ASD-MPLR-346-SC-6PACK	Round	3-4-6"	14-3/8" x 10-9/16" x 1-5/8"	2
New Construction Mounting Plate with holes and Sliding Clips	ASD-MPLR-81012-SC-6PACK	Round	8-10-12"	17-11/16" x 13" x 1-9/16"	2
New Construction Flat Mounting Plate with Symmetric holes	ASD-MPLS-346-FS-6PACK	Square	3-4-6"	26" x 8-1/4" x 1/16"	4
New Construction Mounting Plate with holes and Sliding Clips	ASD-MPLS-346-SC-6PACK	Square	3-4-6"	14-3/8" x 10-9/16" x 1-5/8"	2




ASD-EC-10A-6PACK



ASD-EC-20A-6PACK

DESCRIPTION	MODEL	FINISH	SIZE	PCS. PER CARTON
Extension Cord 3PIN 10"	ASD-EC-10A-6PACK	White	10"	4
Extension Cord 3PIN 20"	ASD-EC-20A-6PACK	White	20"	2



ASD-EMA15



BLD-HM08D



BLD-HM15D



ASD-EMK-JBR

DESCRIPTION	MODEL	DIMENSIONS DxH	PCS. PER CARTON	CERTIFICATION
Battery Back-up kit 15W	ASD-EMA15	14-5/8" x 1-5/8" x 1-7/16"	10	UL / DLC PRM
Battery Back-up kit 8W	BLD-HM08D	10-7/16" x 1-15/16" x 15/16"	10	UL
Battery Back-up kit 15W	BLD-HM15D	12-15/16" x 1-7/16" x 15/16"	10	UL
Battery Back-up kit 3,5W	ASD-EMK-JBR	9-15/16" x 2-13/16" x 1-3/8"	6	UL



ASD LIGHTING CORP



ASD Lighting Corp has become one of the leading LED lighting brands in the United States for commercial and residential applications.



QUALITY

For the production of ASD Luminaires we carefully choose the highest quality components to ensure efficiency and longevity.



LOGISTICS

We are constantly improving our warehouse system so that delivery and storage of ASD products is not only efficient, but also fast and convenient.



*New Standard
in Lighting!*