LED BACK-LIT SURFACE MOUNT PANEL

BSP series



DESIGN: LED BACK-LIT SURFACE MOUNT PANEL comes with a durable commercial grade housing resistant to rust and impact, anti-corrosion aluminum seamless rigid frame, anti-glare PC lens, and 0-10V dimmable driver with circuit overload, short circuit, and low-voltage protection, making it both safe and reliable. It is designed to operate on 120-277V circuits with a 0-10V dimmable driver.

SURFACE MOUNT: Designed for fast, hassle-free mounting on a variety of ceilings, this durable panel includes all necessary hardware for a clean, professional install-no mounting kits or extra steps required.

COLOR AND POWER SELECTABLE: You can choose either a 3500K neutral white, 4000K cool white or 5000K daylight color temperature and change the power with a simple switch.

APPLICATION: Perfect commercial or industrial solution for offices, hospitals, schools, retail, workshops, and many other applications. It is also Damp location rated.

ADVANTAGES: With calculated lifespan up to 125 000 hours, these fixtures are made to last decades under normal operation! ASD provides a 5-year limited warranty along with UL and DLC Premium certifications to guarantee top quality products and safety!

Damp location

PRODUCT PRESENTATION

MODEL	POWER	VOLTAGE	DIMMING	LUMENS	CCT	FINISH	DIMENSIONS	CERTIFICATION
ASD-BSP-14A40	25/30/40 W	120-277V	0-10V	4,820lm	3,500/4,000/5,000 K	White	47-13/16" x 11-15/16" x 1-3/4"	ETL(5025456), DLC Premium
ASD-BSP-22A40	25/30/40W	120-277V	0-10V	4,580lm	3,500/4,000/5,000 K	White	23-3/4" x 23-3/4" x 1-3/4"	ETL(5025456), DLC Premium
ASD-BSP-24A50	30/40/50 W	120-277V	0-10V	6,214lm	3,500/4,000/5,000 K	White	47-13/16" x 23-3/4" x 1-3/4"	ETL(5025456), DLC Premium

For detailed luminous flux information please refer to Annex 1, page 2.

TECHNICAL PARAMETERS

MODEL	MAX INPUT CURRENT	INRUSH CURRENT	WORK ENVIRONMENT	OPERATING TEMPERATURE	POWER FACTOR	BEAM ANGLE	SURGE PROTECTION	HOUSING		LENS	CRI
								FRONT	BACK		
ASD-BSP-14A40	0.4A	60A	Damp location	14°F to 113°F(-10°C to 45°C)	>0,9	120°	2kV	Aluminum	Iron	PS	>80
ASD-BSP-22A40	0.4A	60A	Damp location	14°F to 113°F(-10°C to 45°C)	>0,9	120°	2kV	Aluminium	Iron	PS	>80
ASD-BSP-24A50	0.5A	60A	Damp location	14°F to 113°F(-10°C to 45°C)	>0,9	120°	2kV	Aluminum	Iron	PS	>80

ORDERING INFORMATION

MODEL	PRODUCT DIMENSIONS	WEIGHT	PCS. PER CARTON	CARTON SIZE	CARTON WEIGHT	UPC	GTIN 14
ASD-BSP-14A40	47-13/16" x 11-15/16" x 1-3/4"	7.0 lbs(3.2kg)	4	51.97" x 8.86" x 16.14"	35.0 lbs	81012811742	1,08101E+13
ASD-BSP-22A40	23 3/4" x 23 3/4" x 1 3/4"	6.3 lbs(2.9kg)	4	27.95" x 8.86" x 27.95"	31.5 lbs	81012811743	1,08101E+13
ASD-BSP-24A50	47-13/16" x 23-3/4" x 1-3/4"	11.0 lbs(5.0kg)	4	51.97" x 8.86" x 27.95"	52.0 lbs	81012811744	1,08101E+13

INSTALLATION GUIDE

Please read all the instructions below before installation!

IMPORTANT SAFETY INFORMATION

- Make sure that the supply voltage corresponds to the rated product voltage.
- The product must be installed by a qualified electrician in accordance with the National Electrical Code and corresponding local codes.
- If the product is damaged, do not use it.

⚠ WARNING

Risk of personal injury: read and follow all warnings and installation instructions. Keep or give to the owner for future reference.

Risk of cuts: Wear gloves to prevent cuts or abrasions when removing from carton, handling, installing, and maintaining this product.

Risk of electric shock: This product must be installed in accordance with the applicable installation code by a person familiar with the construction and operation of the product and the hazards involved.

Risk of Fire: Minimum 194°F supply conductors. Consult a qualified electrician to ensure correct branch circuit conductor.

ASD® assumes no responsibility for claims arising out of improper or careless Installation or handling of this product.

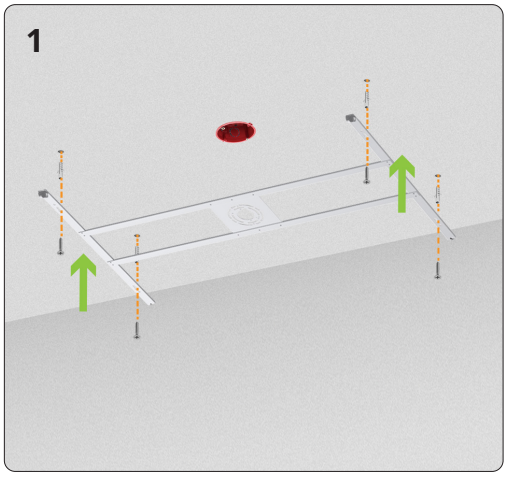

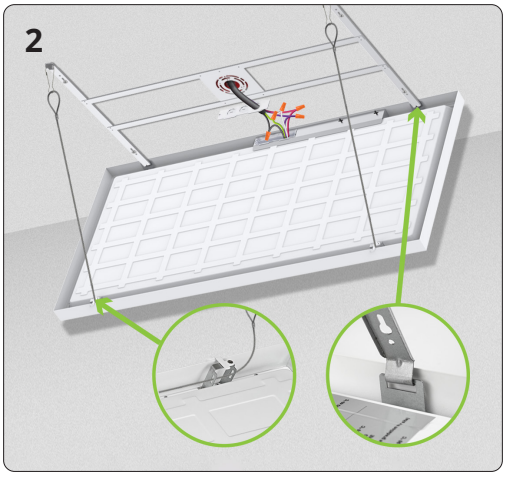

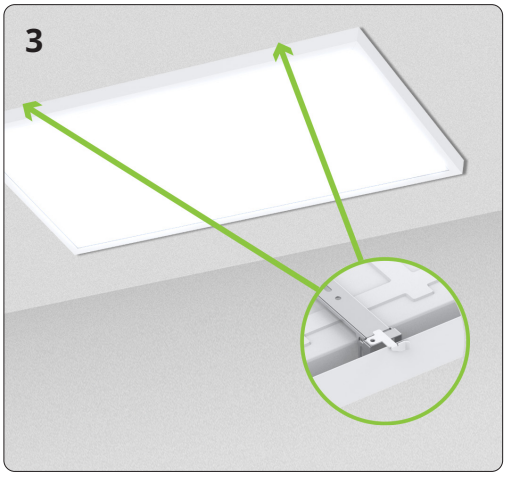

INSTALLATION STEPS

1. Fix the surface mounting frame to the ceiling using the provided screws and anchors.

2. Mount panel on hanger brackets and attach safety cables. Connect the wires inside driver box.

3. Lift the panel and engage the locks to secure the panel.

ANNEX 1

MODEL	WATTS	3500K	4000K	5000K
ASD-BSP-14A40	25 W	3,360 lm	3,499 lm	3,374 lm
	30 W	3,891 lm	4,095 lm	3,981 lm
	40 W	4,875 lm	5,118 lm	4,820 lm

MODEL	WATTS	3500K	4000K	5000K
ASD-BSP-22A40	25 W	3,380 lm	3,426 lm	3,234 lm
	30 W	3,988 lm	4,026 lm	3,756 lm
	40 W	4,849 lm	5,059 lm	4,580 lm

MODEL	WATTS	3500K	4000K	5000K
ASD-BSP-24A50	30 W	4,028 lm	4,236 lm	4,078 lm
	40 W	5,173 lm	5,437 lm	5,196 lm
	50 W	6,282 lm	6,591 lm	6,214 lm

PACKAGE CONTENTS

DESCRIPTION	QUANTITY
LED Back-Lit Surface Mount Panel	1
Mounting plate (A)	1
Safelty cable (B)	2
Anchor (C)	4
Self-taping screw (D)	4
Box	1

