



LED UNDER CABINET LINEAR LIGHT

► **DESIGN** -LED UNDER CABINET LINEAR LIGHT is perfect for a hidden backlight. The built-in Hi/Low switch provides 100% and 50% brightness. The acrylic lens with a 110° beam angle and CRI90+ grants you even light distribution. It is designed to operate on 120V circuits.

► **COLOR SELECTABLE**- You can choose either a 2,700K soft white, 3,000K warm white, or 4,000K cool white color temperature.

► **DIMMING**- Smooth triac dimming capabilities ranging from 10% to 100% with modern LED dimmers allow you to control the look and feel of your space.

► **INSTALLATION** - These fixtures can be installed as a plug-in or hardwired and also have the option of being linked together or installed separately. It is also Damp Locations rated.

► **ADVANTAGES** - With a lifespan of 50,000 hours, these fixtures are made to last decades under normal operation! ASD provides a 5-year limited warranty along with ETL and Energy Star certifications to guarantee top quality products and safety!

Catalog number	
Notes	
Type	



Model	Size	Watts	Voltage	Dimmable	Lumens	CCT	Finish	Dimensions (LxWxH)
ASD-UCL-9D3CC-WH	9 inch	3W	120 V	TRIAC	up to 214 lm	3CCT (2,700/3,000/4,000 K)	White	9" x 3-11/16" x 1"
ASD-UCL-12D5CC-WH	12 inch	5W	120 V	TRIAC	up to 406 lm	3CCT (2,700/3,000/4,000 K)	White	12" x 3-11/16" x 1"
ASD-UCL-18D8CC-WH	18 inch	8W	120 V	TRIAC	up to 548 lm	3CCT (2,700/3,000/4,000 K)	White	18" x 3-11/16" x 1"
ASD-UCL-24D12CC-WH	24 inch	12W	120 V	TRIAC	up to 874 lm	3CCT (2,700/3,000/4,000 K)	White	24" x 3-11/16" x 1"
ASD-UCL-32D16CC-WH	32 inch	16W	120 V	TRIAC	up to 1,131 lm	3CCT (2,700/3,000/4,000 K)	White	32" x 3-11/16" x 1"
ASD-UCL-40D20CC-WH	40 inch	20W	120 V	TRIAC	up to 1,532 lm	3CCT (2,700/3,000/4,000 K)	White	40" x 3-11/16" x 1"
ASD-UCL-48D24CC-WH	48 inch	24W	120 V	TRIAC	up to 1,781 lm	3CCT (2,700/3,000/4,000 K)	White	48" x 3-11/16" x 1"

For detailed luminous flux information please refer to Annex 1.

ANNEX 1

Model	Watts	2,700 K	3,000 K	4,000 K
ASD-UCL-9D3CC-WH	3W	170 lm	207 lm	214 lm
ASD-UCL-12D5CC-WH	5W	297 lm	395 lm	406 lm
ASD-UCL-18D8CC-WH	8W	480 lm	533 lm	548 lm
ASD-UCL-24D12CC-WH	12W	758 lm	854 lm	874 lm
ASD-UCL-32D16CC-WH	16W	1,084 lm	1,104 lm	1,131 lm
ASD-UCL-40D20CC-WH	20W	1,437 lm	1,477 lm	1,532 lm
ASD-UCL-48D24CC-WH	24W	1,710 lm	1,650 lm	1,781 lm

For most up-to-date spec sheets please refer to asd-lighting.com



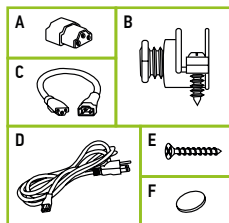
LED UNDER CABINET LINEAR LIGHT

PRODUCT SPECIFICATIONS:

Construction & Materials				Electrical system			
Housing	Aluminum			Input voltage	120 V		
Lens	Plastic			Max input current	ASD-UCL-9D3CC-WH	0.03 A	
Finish	White				ASD-UCL-12D5CC-WH	0.05 A	
Weight	ASD-UCL-9D3CC-WH	1.1 lbs (0.5 kg)			ASD-UCL-18D8CC-WH	0.082 A	
	ASD-UCL-12D5CC-WH	1.3 lbs (0.6 kg)			ASD-UCL-24D12CC-WH	0.12 A	
	ASD-UCL-18D8CC-WH	1.5 lbs (0.7 kg)			ASD-UCL-32D16CC-WH	0.165 A	
	ASD-UCL-24D12CC-WH	1.9 lbs (0.9 kg)			ASD-UCL-40D20CC-WH	0.21 A	
	ASD-UCL-32D16CC-WH	2.3 lbs (1 kg)			ASD-UCL-48D24CC-WH	0.23 A	
	ASD-UCL-40D20CC-WH	2.8 lbs (1.3 kg)		ASD-UCL-9D3CC-WH	0.03 A (1 S)		
ASD-UCL-48D24CC-WH	3.2 lbs (1.5 kg)		ASD-UCL-12D5CC-WH	0.05 A (1 S)			
Environmental system				Inrush current (Action time)	ASD-UCL-18D8CC-WH	0.08 A (1 S)	
Work environment	Suitable for Damp Locations				ASD-UCL-24D12CC-WH	0.12 A (1 S)	
Operating temperature	-4°F to 122°F (-20°C to 50°C)				ASD-UCL-32D16CC-WH	0.16 A (1 S)	
L-70 Life	> 50,000 hrs				ASD-UCL-40D20CC-WH	0.21 A (1 S)	
ASD-UCL-48D24CC-WH	3.2 lbs (1.5 kg)		ASD-UCL-48D24CC-WH		0.23 A (1 S)		
Optical system				Off state power	0W		
Color temperature	3CCT switch (2,700/3,000/4,000 K), 3,000 K by default			Power consumption	ASD-UCL-9D3CC-WH	3W	
CRI	> 90				ASD-UCL-12D5CC-WH	5W	
Dimming range					ASD-UCL-18D8CC-WH	8W	
10-100%					ASD-UCL-24D12CC-WH	12W	
Dimming compatible controls					ASD-UCL-32D16CC-WH	16W	
Brand	Lutron				ASD-UCL-40D20CC-WH	20W	
Max input current	DV-603PG-WH	MACL-153M	DVL-600P		ASD-UCL-48D24CC-WH	24W	
	PD-6WCL-WH	DVCL-153P	DV-600P				
				Power factor	> 0.9		
				Output voltage	120 V		
				Max output current	ASD-UCL-9D3CC-WH	0.024 A	
					ASD-UCL-12D5CC-WH	0.039 A	
					ASD-UCL-18D8CC-WH	0.064 A	
					ASD-UCL-24D12CC-WH	0.095 A	
					ASD-UCL-32D16CC-WH	0.126 A	
					ASD-UCL-40D20CC-WH	0.158 A	
				ASD-UCL-48D24CC-WH	0.19 A		
				Regular and voluntary certifications			
				5-year limited warranty			
				UL certified E473804			

PACKAGE CONTENTS:

Description	Quantity
LED Under Cabinet Linear Light	1
End-to-end connector (A)	1
Romex connector (B)	1
6' linking cord (C)	1
6 ft power cord (D)	1
Screw (E)	2
Screw cap (F)	2
Box	1



For most up-to-date spec sheets please refer to asd-lighting.com



LED UNDER CABINET LINEAR LIGHT

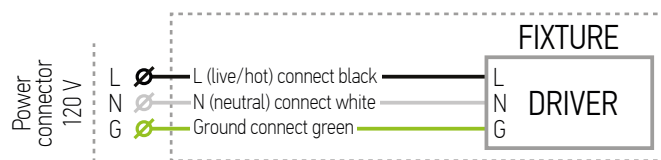
INSTALLATION GUIDE

IMPORTANT SAFETY INFORMATION:

Please read all the instructions below before installation.

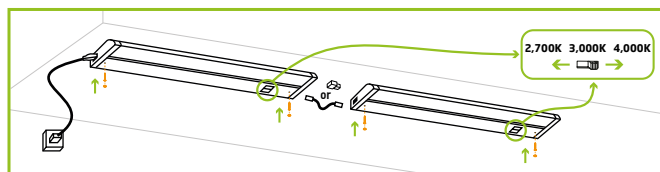
- ▶ Make sure that the supply voltage corresponds to the rated product voltage.
- ▶ The product must be installed by a qualified electrician in accordance with the National Electrical Code and corresponding local codes.
- ▶ If the product is damaged, do not use it.

ELECTRICAL SCHEMATIC DIAGRAM:



PLUG-IN INSTALLATION:

1. Attach the fixture to the surface using two screws.
2. Multiple fixtures can be linked together with the end to end connector or linking cord.
3. Choose the preferred color temperature and lighting mode by using the switch.



⚠ WARNING

RISK OF PERSONAL INJURY – READ and follow all WARNINGS and installation instructions. Keep or give to the owner for future reference.

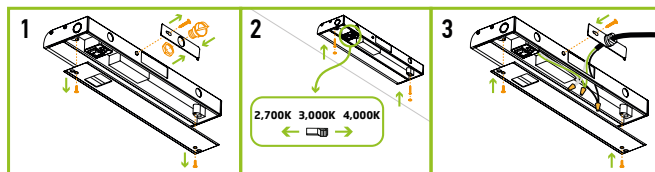
Risk of cuts: Wear gloves to prevent cuts or abrasions when removing from carton, handling, installing, and maintaining this product.

Risk of electric shock: This product must be installed in accordance with the applicable installation code by a person familiar with the construction and operation of the product and the hazards involved.

Risk of Fire: Minimum 194°F supply conductors. Consult a qualified electrician to ensure correct branch circuit conductor. ASD® assumes no responsibility for claims arising out of improper or careless installation or handling of this product.

HARDWIRE INSTALLATION:

1. Remove the knock-out. Dismount the adapter plate by loosening the screw. Insert the romex connector into the open hole and secure it with the nut. Dismount the front plate of the fixture by loosening two screws.
2. Attach the fixture to the surface using two screws and cover holes with screw caps. Choose the preferred color temperature and lighting mode using the switch.
3. Pass the wires through the romex connector and tuck them into the fixture. Connect the wires inside the fixture: Black to Black, White to White, Green to Green. Secure the connection with wire nuts. Reattach the front plate and the adapter plate by tightening the screws. Multiple fixtures can be linked together with the end to end connector or linking cord.



* Multiple fixtures with different sizes and wattages can be linked together, the total wattage must not exceed 200W.

ORDERING INFORMATION

Model	UPC	Pcs. per carton	Carton size	Carton weight	GTIN 14
ASD-UCL-9D3CC-WH	810050734196	20	14.8" x 14.4" x 8.7"	26 lbs	40810050734194
ASD-UCL-12D5CC-WH	810050734202	20	17.3" x 14.8" x 8.7"	30.6 lbs	10810050734209
ASD-UCL-18D8CC-WH	810050734226	20	23.2" x 14.8" x 8.7"	38.3 lbs	10810050734223
ASD-UCL-24D12CC-WH	810050734240	12	29.3" x 9.1" x 8.7"	27.5 lbs	20810050734244
ASD-UCL-32D16CC-WH	810050734264	12	37.4" x 9.1" x 8.7"	33.9 lbs	30810050734265
ASD-UCL-40D20CC-WH	810050734271	12	45.3" x 9.1" x 8.7"	40.7 lbs	30810050734272
ASD-UCL-48D24CC-WH	810050734288	6	51.8" x 7.7" x 10.2"	24.2 lbs	40810050734286

For most up-to-date spec sheets please refer to asd-lighting.com