LED LINEAR HIGH BAY
with Q-base
STANDARD series



DESIGN: LED LINEAR HIGH BAY WITH Q-BASE STANDARD SERIES is standard efficient with a 170lm/W output. It has a built-in Q-base, allowing you to install the microwave motion or PIR sensor. Die-cast aluminum housing with excellent heat dissipation along with an anti-glare PC lens provide many years of use. Surge protection 6kV protects the fixture from voltage spikes and current surges.

VARIETY: Fixture is designed to operate on 120-277V or 200-480V circuits.

COLOR AND POWER SELECTABLE: You can choose either a 3500K neutral white, 4000K cool white or 5000K daylight color temperature, and change the power with a simple switch.

INSTALLATION: This fixture supports three different mounting styles: a suspended setup for a floating appearance, a surface-mounted option for a flush fit, and a pendant-style installation for a stylish, hanging effect.

ADVANTAGES: With calculated lifespan up to 167 000 hours, these fixtures are made to last decades under normal operation! ASD provides a 5-year limited warranty along with UL and DLC Premium certifications to guarantee top quality products and safety!

OPTIONS:

BEAM ANGLE ADJUSTABLE. The fixture features an adjustable beam angle with three selectable options - 45°, 65°, and 90° - providing flexible light distribution to accommodate a wide range of spaces and tasks. This adaptability makes it well-suited for applications requiring both focused and wide-area illumination.

MODELS WITH BATTERY BACK-UP. The built-in battery back-up provide 90 minutes of power in case of emergency.

MODEL WITH 10FT CORD WITH NEMA L7 - 15P PLUG. This fixture ncludes a 10 - foot cord with NEMA L7-15 plug, which allows for quick and easy installation.

White

FINISH

Motion Sensor

Battery Back-up

IK10

Damp location

PRODUCT PRESENTATION

MODEL	POWER	SENSOR BASE	VOLTAGE	DIMMING	LUMENS	CCT	FINISH	DIMENSIONS	PRE-INSTALLED	CERTIFICATION
WHB5B-ST 120-277V										
ASD-WHB5B-ST-100	60/80/100W	3-pin	120-277V	0-10V	16,366lm	3,500/4,000/5,000 K	White	14-15/16" x 9-13/16" x 2-15/16"	-	UL(E473804), DLC Premium
ASD-WHB5B-ST-160	100/130/160W	3-pin	120-277V	0-10V	25,522lm	3,500/4,000/5,000 K	White	14-15/16" x 9-13/16" x 2-15/16"	-	UL(E473804), DLC Premium
ASD-WHB5B-ST-220	130/160/220W	3-pin	120-277V	0-10V	36,274lm	3,500/4,000/5,000 K	White	17-11/16" x 12-7/16" x 2-15/16"	-	UL(E473804), DLC Premium
ASD-WHB5B-ST-320	160/220/320W	3-pin	120-277V	0-10V	52,194lm	3,500/4,000/5,000 K	White	20-1/2" x 14-7/16" x 3-1/4"	-	UL(E473804), DLC Premium
ASD-WHB5B-ST-500	320/400/500W	3-pin	120-277V	0-10V	76,668lm	3,500/4,000/5,000 K	White	35-1/2" x 12-7/16" x 2-15/16"	-	UL(E473804), DLC Premium
ASD-WHB5B-ST-750	500/650/750W	3-pin	120-277V	0-10V	114,459lm	3,500/4,000/5,000 K	White	41" x 14-7/16" x 3-1/4"	-	UL(E473804), DLC Premium
WHB5BHV-ST 200-480V										
ASD-WHB5BHV-ST-220	130/160/220W	3-pin	200-480V	0-10V	34,386lm	3,500/4,000/5,000 K	White	17-11/16" x 12-7/16" x 2-15/16"	-	UL(E473804), DLC Premium
ASD-WHB5BHV-ST-320	160/220/320W	3-pin	200-480V	0-10V	51,262lm	3,500/4,000/5,000 K	White	20-1/2" x 14-7/16" x 3-1/4"	-	UL(E473804), DLC Premium
ASD-WHB5BHV-ST-500	320/400/500W	3-pin	200-480V	0-10V	78,609lm	3,500/4,000/5,000 K	White	35-1/2" x 12-7/16" x 2-15/16"	-	UL(E473804), DLC Premium
WHB5B-ST-EM WITH BATTERY BACK-UP										
ASD-WHB5B-ST-160-20EM	100/130/160W	3-pin	120-277V	0-10V	25,522lm	3,500/4,000/5,000 K	White	14-15/16" x 9-13/16" x 4-3/4"	20W Battery Back-up	UL(E473804), DLC Premium
ASD-WHB5B-ST-160-40EM	100/130/160W	3-pin	120-277V	0-10V	25,522lm	3,500/4,000/5,000 K	White	14-15/16" x 9-13/16" x 5-9/16"	40W Battery Back-up	UL(E473804), DLC Premium
ASD-WHB5B-ST-220-25EM	130/160/220W	3-pin	120-278V	0-10V	36,274lm	3,500/4,000/5,000 K	White	17-11/16" x 12-7/16" x 5-1/2"	25W Battery Back-up	UL(E473804), DLC Premium
ASD-WHB5B-ST-220-40EM	130/160/220W	3-pin	120-277V	0-10V	36,274lm	3,500/4,000/5,000 K	White	14-15/16" x 9-13/16" x 5-9/16"	40W Battery Back-up	UL(E473804), DLC Premium
ASD-WHB5B-ST-320-40EM	160/220/320W	3-pin	120-277V	0-10V	52,194lm	3,500/4,000/5,000 K	White	20-1/2" x 14-7/16" x 5-15/16"	40W Battery Back-up	UL(E473804), DLC Premium

MODEL	POWER	SENSOR BASE	VOLTAGE	DIMMING	LUMENS	CCT	FINISH	DIMENSIONS	PRE-INSTALLED	CERTIFICATION
WHB5B-ST-BA BEAM ANGLE ADJUSTABLE										
ASD-WHB5B-ST-160-BA	100/130/160W	3-pin	120-277V	0-10V	25,610lm	3,500/4,000/5,000 K	White	16-9/16" x 13-1/8" x 2-15/16"	-	UL(E473804), DLC Premium
ASD-WHB5B-ST-220-BA	130/160/220W	3-pin	120-277V	0-10V	35,071lm	3,500/4,000/5,000 K	White	23-7/8" x 13-1/8" x 2-15/16"	-	UL(E473804), DLC Premium
ASD-WHB5B-ST-320-BA	160/220/320W	3-pin	120-277V	0-10V	52,028lm	3,500/4,000/5,000 K	White	33-1/8" x 13-1/8" x 2-15/16"	-	UL(E473804), DLC Premium
WHB5B-ST-CP WITH 10FT CORD WITH NEMA L7-15P PLUG										
ASD-WHB5B-ST-160-CP	100/130/160W	3-pin	120-277V	0-10V	25,522lm	3,500/4,000/5,000 K	White	14-15/16" x 9-13/16" x 2-15/16"	10 ft cord	UL(E473804), DLC Premium
ASD-WHB5B-ST-220-CP	130/160/220W	3-pin	120-277V	0-10V	36,274lm	3,500/4,000/5,000 K	White	17-11/16" x 12-7/16" x 2-15/16"	10 ft cord	UL(E473804), DLC Premium
ASD-WHB5B-ST-320-CP	160/220/320W	3-pin	120-277V	0-10V	53,064lm	3,500/4,000/5,000 K	White	20-1/2" x 14-7/16" x 3-1/4"	10 ft cord	UL(E473804), DLC Premium

TECHNICAL PARAMETERS

MODEL	MAX INPUT CURRENT	INRUSH CURRENT	WORK ENVIRONMENT	OPERATING TEMPERATURE	POWER FACTOR	BEAM ANGLE	SURGE PROTECTION	HOUSING	LENS	CRI
WHB5B-ST 120-277V										
ASD-WHB5B-ST-100	1.3A	80A	Damp location	-40°F to 122°F(-40°C to 50°C)	>0,9	90°	6kV	Aluminum	PC	>70
ASD-WHB5B-ST-160	2A	80A	Damp location	-40°F to 122°F(-40°C to 50°C)	>0,9	90°	6kV	Aluminum	PC	>70
ASD-WHB5B-ST-220	2.6A	80A	Damp location	-40°F to 122°F(-40°C to 50°C)	>0,9	90°	6kV	Aluminum	PC	>70
ASD-WHB5B-ST-320	4A	100A	Damp location	-40°F to 122°F(-40°C to 50°C)	>0,9	90°	6kV	Aluminum	PC	>70
ASD-WHB5B-ST-500	6A	80A	Damp location	-40°F to 122°F(-40°C to 50°C)	>0,9	90°	6kV	Aluminum	PC	>70
ASD-WHB5B-ST-750	7.64A	15A	Damp location	-40°F to 122°F(-40°C to 50°C)	>0,9	90°	6kV	Aluminum	PC	>70
WHB5BHV-ST 200-480V										
ASD-WHB5BHV-ST-220	1.34A	130A	Damp location	-40°F to 122°F(-40°C to 50°C)	>0,9	90°	10kV	Aluminum	PC	>70
ASD-WHB5BHV-ST-320	1.95A	150A	Damp location	-40°F to 122°F(-40°C to 50°C)	>0,9	90°	10kV	Aluminum	PC	>70
ASD-WHB5BHV-ST-500	3.07A	150A	Damp location	-40°F to 122°F(-40°C to 50°C)	>0,9	90°	10kV	Aluminum	PC	>70
WHB5B-ST-EM WITH BATTERY BACK-UP										
ASD-WHB5B-ST-160-20EM	1.62A	80A	Damp location	-40°F to 122°F(-40°C to 50°C)	>0.9	90°	2kV	Aluminium	PC	>70
ASD-WHB5B-ST-160-40EM	1.6A	80A	Damp location	-40°F to 122°F(-40°C to 50°C)	>0,9	90°	1kV	Aluminum	PC	>70
ASD-WHB5B-ST-220-25EM	2.24A	90A	Damp location	-40°F to 122°F(-40°C to 50°C)	>0.9	90°	2kV	Aluminium	PC	>70
ASD-WHB5B-ST-220-40EM	2A	80A	Damp location	-40°F to 122°F(-40°C to 50°C)	>0,9	90°	1kV	Aluminum	PC	>70
ASD-WHB5B-ST-320-40EM	2.85A	80A	Damp location	-40°F to 122°F(-40°C to 50°C)	>0,9	90°	1kV	Aluminum	PC	>70
WHB5B-ST-BA BEAM ANGLE ADJUSTABLE										
ASD-WHB5B-ST-160-BA	1.48A	80A	Damp location	-40°F to 122°F(-40°C to 50°C)	>0,9	(45*90)°, (65*90)°, (90*90)°	6kV	Aluminum	PC	>80
ASD-WHB5B-ST-220-BA	2.24A	80A	Damp location	-40°F to 122°F(-40°C to 50°C)	>0,9	(45*90)°, (65*90)°, (90*90)°	6kV	Aluminum	PC	>80
ASD-WHB5B-ST-320-BA	3.25A	100A	Damp location	-40°F to 122°F(-40°C to 50°C)	>0,9	(45*90)°, (65*90)°, (90*90)°	6kV	Aluminum	PC	>80
WHB5B-ST-CP WITH 10FT CORD WITH NEMA L7-15P PLUG										
ASD-WHB5B-ST-160-CP	2A	80A	Damp location	-40°F to 122°F(-40°C to 50°C)	>0,9	90°	6kV	Aluminum	PC	>70
ASD-WHB5B-ST-220-CP	2.6A	80A	Damp location	-40°F to 122°F(-40°C to 50°C)	>0,9	90°	6kV	Aluminum	PC	>70
ASD-WHB5B-ST-320-CP	4A	100A	Damp location	-40°F to 122°F(-40°C to 50°C)	>0,9	90°	6kV	Aluminum	PC	>70

DIMMING COMPATIBLE CONTROLS

BRAND	MODELS	APPLICABLE VOLTAGE	RATING POWER
LEVITON	IP710-LFZ	120V60HZ	10A 1200 W
LEVITON	IP710-LFZ	277V60HZ	1500 W
LUTRON	DVSTV-453P	277V50HZ	450 W
LUTRON	DVSTV-453P	277V60HZ	450 W

ANNEX 1

MODEL	WATTS	3,500 K	4,000 K	5,000 K
ASD-WHB5B-ST-100	60W	10,457 lm	10,830 lm	10,761 lm
	80W	13,308 lm	13,888 lm	13,600 lm
	100W	16,032 lm	16,848 lm	16,366 lm
ASD-WHB5B-ST-160	100W	17,016 lm	18,170 lm	18,099 lm
	130W	20,726 lm	22,301 lm	21,816 lm
	160W	24,191 lm	26,567 lm	25,521 lm
ASD-WHB5B-ST-220	130W	23,349 lm	24,359 lm	24,320 lm
	160W	27,722 lm	29,104 lm	28,470 lm
	220W	35,182 lm	37,871 lm	36,274 lm
ASD-WHB5B-ST-320	160W	28,811 lm	29,905 lm	29,927 lm
	220W	37,232 lm	39,588 lm	39,485 lm
	320W	49,300 lm	53,065 lm	52,194 lm
ASD-WHB5B-ST-500	320W	52,256 lm	55,249 lm	55,036 lm
	400W	63,160 lm	66,623 lm	65,166 lm
	500W	72,783 lm	79,787 lm	76,668 lm
ASD-WHB5B-ST-750	500W	82,171 lm	85,734 lm	84,771 lm
	600W	102,536 lm	107,572 lm	104,254 lm
	750W	112,651 lm	118,152 lm	114,459 lm
ASD-WHB5BHV-ST-220	130W	21,410 lm	22,214 lm	21,932 lm
	160W	25,876 lm	27,304 lm	26,853 lm
	220W	33,149 lm	35,792 lm	34,386 lm
ASD-WHB5BHV-ST-320	160W	28,122 lm	29,178 lm	29,161 lm
	220W	36,468 lm	38,617 lm	38,288 lm
	320W	48,948 lm	52,572 lm	51,262 lm
ASD-WHB5BHV-ST-500	320W	53,541 lm	56,446 lm	55,854 lm
	400W	64,410 lm	68,404 lm	66,659 lm
	500W	75,839 lm	81,220 lm	78,609 lm

MODEL	WATTS	3,500 K	4,000 K	5,000 K
ASD-WHB5B-ST-160-20EM ASD-WHB5B-ST-160-40EM	100W	17,016 lm	18,170 lm	18,099 lm
	130W	20,726 lm	22,301 lm	21,816 lm
	160W	24,191 lm	26,567 lm	25,522 lm
ASD-WHB5B-ST-220-25EM ASD-WHB5B-ST-220-40EM	130W	23,349 lm	24,359 lm	24,320 lm
	160W	27,722 lm	29,104 lm	28,470 lm
	220W	35,182 lm	37,871 lm	36,274 lm
ASD-WHB5B-ST-160-BA	100W	16,467 lm	17,166 lm	16,523 lm
	130W	20,320 lm	21,402 lm	20,427 lm
	160W	23,724 lm	25,397 lm	23,866 lm
ASD-WHB5B-ST-220-BA	130W	21,825 lm	22,507 lm	22,475 lm
	160W	26,346 lm	27,257 lm	27,112 lm
	220W	34,228 lm	35,674 lm	35,071 lm
ASD-WHB5B-ST-320-BA	160W	29,474 lm	30,424 lm	30,341 lm
	220W	38,851 lm	40,399 lm	39,714 lm
	320W	50,887 lm	53,373 lm	52,028 lm
ASD-WHB5B-ST-160-CP	100W	17,015 lm	18,170 lm	18,098 lm
	130W	20,726 lm	22,301 lm	21,816 lm
	160W	24,191 lm	26,567 lm	25,522 lm
ASD-WHB5B-ST-220-CP	130W	23,349 lm	24,359 lm	24,320 lm
	160W	27,722 lm	29,104 lm	28,470 lm
	220W	35,182 lm	37,871 lm	36,274 lm
ASD-WHB5B-ST-320-CP	160W	28,811 lm	29,905 lm	29,926 lm
	220W	37,232 lm	39,588 lm	39,485 lm
	320W	49,300 lm	53,064 lm	52,194 lm

ORDERING INFORMATION

MODEL	PRODUCT DIMENSIONS	WEIGHT	PCS. PER CARTON	CARTON SIZE	CARTON WEIGHT	UPC	GTIN 14
WHB5B-ST 120-277V							
ASD-WHB5B-ST-100	14-15/16" x 9-13/16" x 2-15/16"	4.1 lbs(1.9kg)	1	15.94" x 3.66" x 10.63"	5.5 lbs	81019020120	810190201206
ASD-WHB5B-ST-160	14-15/16" x 9-13/16" x 2-15/16"	5.0 lbs(2.3kg)	1	15.94" x 3.66" x 10.63"	6.4 lbs	81019020121	810190201213
ASD-WHB5B-ST-220	17-11/16" x 12-7/16" x 2-15/16"	7.0 lbs(3.2kg)	1	18.70" x 3.66" x 13.23"	8.8 lbs	81019020099	810190200995
ASD-WHB5B-ST-320	20-1/2" x 14-7/16" x 3-1/4"	9.2 lbs(4.2kg)	1	21.46" x 4.21" x 15.20"	11.2 lbs	81019020100	810190201008
ASD-WHB5B-ST-500	35-1/2" x 12-7/16" x 2-15/16"	14.2 lbs(6.4kg)	1	36.46" x 3.66" x 13.23"	17.5 lbs	81019020122	810190201220
ASD-WHB5B-ST-750	41" x 14-7/16" x 3-1/4"	21.3 lbs(9.6kg)	1	41.93" x 4.13" x 15.59"	25.0 lbs	81019020173	810190201732
WHB5BHV-ST 200-480V							
ASD-WHB5BHV-ST-220	17-11/16" x 12-7/16" x 2-15/16"	8.1 lbs(3.7kg)	1	18.70" x 3.66" x 13.23"	9.4 lbs	81019020123	810190201237
ASD-WHB5BHV-ST-320	20-1/2" x 14-7/16" x 3-1/4"	10.2 lbs(4.6kg)	1	21.46" x 4.21" x 15.20"	12.4 lbs	81019020124	810190201244
ASD-WHB5BHV-ST-500	35-1/2" x 12-7/16" x 2-15/16"	16.2 lbs(7.4kg)	1	36.46" x 3.66" x 13.23"	19.5 lbs	81019020167	810190201671
WHB5B-ST-EM WITH BATTERY BACK-UP							
ASD-WHB5B-ST-160-20EM	14-15/16" x 9-13/16" x 4-3/4"	8.5 lbs(3.8kg)	1	15.91" x 10.75" x 5.71"	9.9 lbs	81019020568	810190205686
ASD-WHB5B-ST-160-40EM	14-15/16" x 9-13/16" x 5-9/16"	9.3 lbs(4.2kg)	1	21.73" x 11.10" x 6.97"	12.1 lbs	81019020178	810190201787
ASD-WHB5B-ST-220-25EM	17-11/16" x 12-7/16" x 5-1/2"	10.2 lbs(4.6kg)	1	22.56" x 13.35" x 6.54"	12.8 lbs	81019020569	810190205693
ASD-WHB5B-ST-220-40EM	14-15/16" x 9-13/16" x 5-9/16"	11.7 lbs(5.3kg)	1	24.49" x 13.70" x 6.97"	15.3 lbs	81019020179	810190201794
ASD-WHB5B-ST-320-40EM	20-1/2" x 14-7/16" x 5-15/16"	13.8 lbs(6.3kg)	1	25.67" x 15.67" x 7.32"	18.0 lbs	81019020285	810190202852
WHB5B-ST-BA BEAM ANGLE ADJUSTABLE							
ASD-WHB5B-ST-160-BA	16 9/16" x 13 1/8" x 2 15/16"	7.3 lbs(3.3kg)	1	17.87" x 4.21" x 14.76"	10.0 lbs	81019020640	810190206409
ASD-WHB5B-ST-220-BA	23-7/8" x 13-1/8" x 2-15/16"	10.0 lbs(4.5kg)	1	25.24" x 4.21" x 14.76"	14.0 lbs	81019020125	810190201251
ASD-WHB5B-ST-320-BA	33-1/8» x 13-1/8» x 2-15/16»	13.9 lbs(6.3kg)	1	34.49» x 4.21» x 14.76»	17.6 lbs	81019020180	810190201800
WHB5B-ST-CP WITH 10FT CORD WITH NEMA L7-15P PLUG							
ASD-WHB5B-ST-160-CP	14-15/16" x 9-13/16" x 2-15/16"	6.3 lbs(2.8kg)	1	15.94" x 10.63" x 4.25"	7.3 lbs	81019020231	810190202319
ASD-WHB5B-ST-220-CP	17-11/16" x 12-7/16" x 2-15/16"	8.3 lbs(3.8kg)	1	18.70" x 13.23" x 4.25"	9.7 lbs	81019020232	810190202326
ASD-WHB5B-ST-320-CP	20-1/2" x 14-7/16" x 3-1/4"	10.4 lbs(4.7kg)	1	21.46" x 4.57" x 15.20"	12.4 lbs	81019020641	810190206416

ACCESSORIES

MODEL	PRODUCT DIMENSIONS	PCS. IN MIDDLE BOX	MIDDLE BOX SIZE	MIDDLE BOX WEIGHT	PCS. PER CARTON	CARTON SIZE	CARTON WEIGHT	UPC	GTIN 14 IN MIDDLE BOX	GTIN 14 IN CARTON
ASD-09MW-WH	2-1/8" x 2-1/8" x 1-5/16"	10	5.5" x 2.6" x 11.4"	1.2 lbs	120	17.3" x 11.8" x 11"	12.1 lbs	810128113700	20810128113704	30810128113701
ASD-09MW-BK	2-1/8" x 2-1/8" x 1-5/16"	10	5.5" x 2.6" x 11.4"	1.2 lbs	120	17.3" x 11.8" x 11"	12.1 lbs	810128113717	20810128113711	30810128113718
ASD-09IR-WH	2-1/8" x 2-1/8" x 1-11/16"	10	5.5" x 2.6" x 11.4"	1.2 lbs	120	17.3" x 11.8" x 11"	12.1 lbs	810128113694	20810128113698	30810128113695
ASD-09IR-BK	2-1/8" x 2-1/8" x 1-11/16"	10	5.5" x 2.6" x 11.4"	1.2 lbs	120	17.3" x 11.8" x 11"	12.1 lbs	810128114349	20810128114343	30810128114340
ASD-09IR50-WH	2-1/8" x 2-1/8" x 1-11/16"	10	5.5" x 2.6" x 11.4"	0.9 lbs	120	17.3" x 11.8" x 11"	10.7 lbs	810128116794	10810128116791	20810128116798
ASD-06RC	5-11/16" x 1-3/4" x 13/16"	10	6.3" x 2.9" x 11.4"	0.5 lbs	60	15.8" x 11.8" x 9.3"	24.7 lbs	810128114370	30810128114371	40810128114378
ASD-EMK20W-WHB5B	9-5/8" x 4-5/8" x 1-7/8"	-	-	-	10	10.5" x 10.2" x 11.5"	26.5 lbs	810128113977	-	10810128113974
ASD-EMK30W-WHB5A	9-5/8" x 4-5/8" x 1-7/8"	-	-	-	10	10.5" x 10.2" x 11.5"	26.5 lbs	810050735933	-	10810050735930
ASD-SMB1-WHB5	4" x 3-11/16" x 3-1/16"	-	-	-	50	22.8" x 7.9" x 20.9"	24.3 lbs	810050739764	-	20810050739768
ASD-PMB1-WHB5	4" x 3-11/16" x 3-1/8"	-	-	-	50	22.8" x 7.9" x 20.9"	34.2 lbs	810050739757	-	20810050739751
ASD-L60-220-WHB5B	17-9/16" x 3-7/8" x 3/8"	-	-	-	20	18.4" x 8.5" x 6.6"	16 lbs	810128118491	-	20810128118495
ASD-L60-320-WHB5B	20-5/16" x 4-13/16" x 3/8"	-	-	-	20	21.2" x 10.3" x 6.6"	23.4 lbs	810128118507	-	20810128118501
ASD-ACK10-WHB5B	120"	-	-	-	75	13.39" x 10.24" x 12.20"	19.8 lbs	81019020281	-	10810190202811

ACCESSORIES (sold separately)

MICROWAVE MOTION SENSOR 3PIN
ASD-09MW



INFRARED MOTION SENSOR 3PIN
ASD-09IR



INFRARED MOTION SENSOR 3PIN 50FT
ASD-09IR50



CLEAR LENS 60°



for 220W
ASD-L60-220-WHB5B

for 320W
ASD-L60-320-WHB5B

REMOTE CONTROL FOR MOTION SENSOR
ASD-06RC



BATTERY BACK-UP KIT



20W
ASD-EMK20W-WHB5B

30W
ASD-EMK30W-WHB5A

SURFACE MOUNTING BRACKET
ASD-SMB1-WHB5



PENDANT MOUNT BRACKET for 100-500W
ASD-PMB1-WHB5



AIRCRAFT CABLE
ASD-ACK10-WHB5B



ACCESSORY COMPATIBILITY LIST

MODELS \ ACCESSORIES		MICROWAVE MOTION SENSOR 3PIN ASD-09MW	INFRARED MOTION SENSOR 3PIN ASD-09IR ASD-09IR50	BATTERY BACK-UP KIT 20W ASD-EMK20W-WHB5B	BATTERY BACK-UP KIT 30W ASD-EMK30W-WHB5A	SURFACE MOUNT BRACKET ASD-SMB1-WHB5	PENDANT MOUNTING BRACKET ASD-PMB1-WHB5	CLEAR LENS 60° FOR 220W ASD-L60-220-WHB5B	CLEAR LENS 60° FOR 320W ASD-L60-320-WHB5B	AIRCRAFT CABLE ASD-ACK10-WHB5B
ASD-WHB5B-ST	100W	•	•	•	•	•	•			•
	160W	•	•	•	•	•	•			•
	220W	•	•	•	•	•	•	•		•
	320W	•	•	•	•	•	•		•	•
	500W	•	•	•	•	•	•			•
	750W	•	•	•	•	•				•
ASD-WHB5BHV-ST	220W	•	•			•	•	•		•
	320W	•	•			•	•		•	•
	500W	•	•			•	•		•	•
ASD-WHB5B-ST-EM	160W	•	•							•
	220W	•	•							•
	320W	•	•							•
ASD-WHB5B-ST-BA	160W	•	•	•	•	•	•			•
	220W	•	•	•	•	•	•			•
	320W	•	•	•	•	•	•			•
ASD-WHB5B-ST-CP	160W	•	•	•	•	•	•			•
	220W	•	•	•	•	•	•			•
	320W	•	•	•	•	•	•			•

INSTALLATION GUIDE

Please read all the instructions below before installation!

IMPORTANT SAFETY INFORMATION

- Make sure that the supply voltage corresponds to the rated product voltage.
- The product must be installed by a qualified electrician in accordance with the National Electrical Code and corresponding local codes.
- If the product is damaged, do not use it.

⚠ WARNING

Risk of personal injury: read and follow all warnings and installation instructions. Keep or give to the owner for future reference.

Risk of cuts: Wear gloves to prevent cuts or abrasions when removing from carton, handling, installing, and maintaining this product.

Risk of electric shock: This product must be installed in accordance with the applicable installation code by a person familiar with the construction and operation of the product and the hazards involved.

Risk of Fire: Minimum 194°F supply conductors. Consult a qualified electrician to ensure correct branch circuit conductor.

ASD® assumes no responsibility for claims arising out of improper or careless Installation or handling of this product.

PACKAGE CONTENTS

DESCRIPTION	QUANTITY
LED Linear High Bay with Q-Base	1
Hanging kit: V hook, chain 3.2 ft (A)	1
Box	1



SURFACE MOUNT INSTALLATION
sold separately

ASD-SMB1-WHB5

1. Secure the brackets to ceiling, beam, joist or rail (bolts not included).

2. Connect the wires: Black to Black, White to White, Green to Green.

3. Attach the fixture to the bracket and secure with one screw per each side of the bracket.

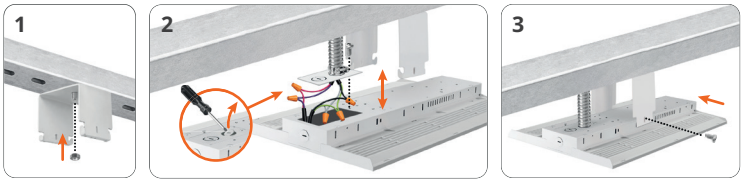

POWER AND COLOR TEMPERATURE SETTINGS

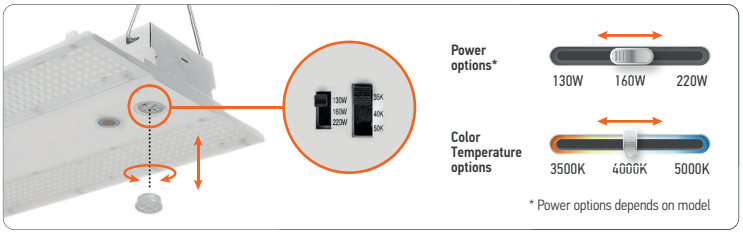

INSTALLATION STEPS

1. Insert V-hooks into both ends of the fixture. Secure chain to ceiling, beam or other mounting surface.

2. Unscrew and open backplate, use screwdriver to open one knockout.

3. Connect the wires: Black to Black, White to White, Green to Green. If you are not using the dimming wires cap them off but not together. Reattach knockout plate to top of the fixture and secure with screw.

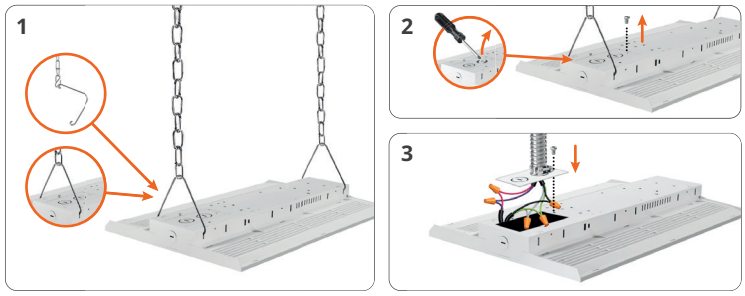

PENDANT MOUNT INSTALLATION
sold separately

ASD-PMB1-WHB5

1. Assemble metal hose with connectors and attach bracket's side plate to one side. Install the bracket on 3/4" NPT pipe. Bracket does not include nuts or screws for mounting to surface.

2. Unscrew and take off fixture's backplate, open one knockout using screwdriver. Then attach backplate to free end of the metal hose. Attach the bracket by putting the bracket's hooks into the slots in the center of the housing. Secure the bracket with screws. Connect the wires: Black to Black, White to White, Green to Green.

3. Reattach the backplate in its place and secure with screw. Align the studs of the side plate with the slots in the housing, place the side plates, and secure them with screws.

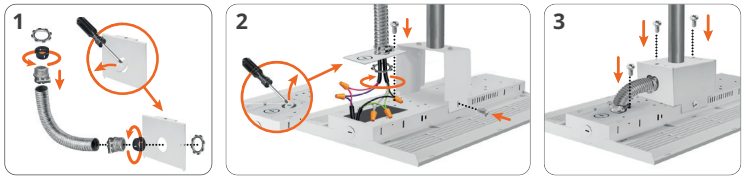

MOTION SENSOR INSTALLATION
sold separately

ASD-09MW ASD-09IR ASD-09IR50

1. Unscrew the microwave sensor base cap.

2. Insert and twist the sensor until it is tight on the base surface.



MOTION SENSOR INFORMATION



MICROWAVE MOTION SENSOR 3pin
ASD-09MW

\+



REMOTE CONTROL
ASD-06RC



INFRARED MOTION SENSOR 3PIN
ASD-09IR

\+



REMOTE CONTROL
ASD-06RC



INFRARED MOTION SENSOR 3PIN
ASD-09IR50

\+



REMOTE CONTROL
ASD-06RC

SPECIFICATIONS	MODELS: ASD-09MW	MODELS: ASD-09IR	MODELS: ASD-09IR50	DEFAULT SETTING
Detection area	25 %/50 %/75 %/100 %			100 %
Hold time	**Remote control:** 5 s/30 s/1 min/3 min/5 min/10 min/20 min/30 min **Built-in switch:** 5 s/1 min/5 min/10 min			10 min
Daylight threshold	2 lux (0.2 fc)/10 lux (0.9 fc)/30 lux (2.8 fc)/50 lux (4.7 fc)/80 lux (7.4 fc)/120 lux (11.2 fc)/200 lux (18.6 fc)/250 lux (23.2 fc)/ 300 lux (27.9 fc)/350 lux (32.5 fc)/400 lux (37.2 fc)/disable			Disable
Standby period	0 s/10 s/30 s/1 min/5 min/10 min/30 min/60 min/+ ∞			0 s
Standby dimming level	**Remote control:** 10 %/20 %/30 %/50 % **Built-in switch:** 0 %/10 %/30 %/50 %			10 %

SPECIFICATIONS	MODELS: ASD-09MW	MODELS: ASD-09IR	MODELS: ASD-09IR50
Operating voltage	10 - 15 V		
Operating current	< 30 mA	< 15 mA	< 30 mA
Mounting height	max 49.2 ft (15 m)	max 39.4 ft (12 m)	max 49.2 ft (15 m)
Detection radius	14.7 ft - 24.6Ц ft (4.5 m - 7.5 m)	14.7 ft - 22.9 ft (4.5 m - 7 m)	14.7 ft - 22.9 ft (4.5 m - 7 m)
Operating frequency	5.8 GHz ± 75 MHz	-	-
Transmitting power	< 0.3 mW	-	-

MICROWAVE MOTION SENSOR ASD-09MW

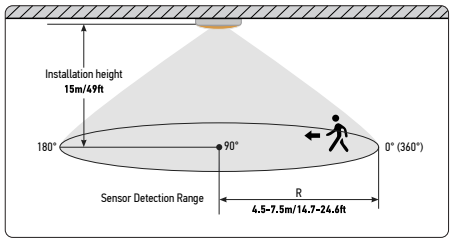

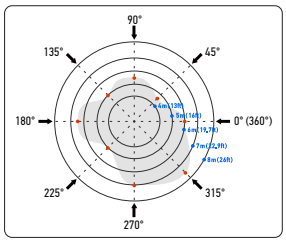

SENSITIVITY	0°/360°	45°	90°	135°	180°	225°	270°	315°
100% 15m	6	4.5	5.5	5	6.5	5	7	7.5

INFRARED MOTION SENSOR ASD-09IR

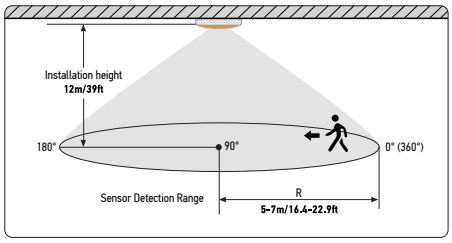

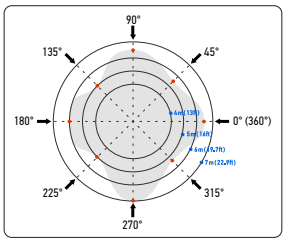

SENSITIVITY	0°/360°	45°	90°	135°	180°	225°	270°	315°
100% 12m	6.5	5.5	6.5	5	6	5	7	5.5

SENSOR USAGE RECOMMENDATIONS

INDOOR RECOMMENDED LOCATIONS
Places where the temperature of the environment is well controlled.
Places where detecting the movement of people is a high priority.

INDOOR NOT RECOMMENDED LOCATIONS
Places where environment temp close to human body.
Places where PIR sensor lens can get covered.
Places higher than 39ft (unless you use 50ft PIR).

INFRARED MOTION SENSOR ASD-09IR50

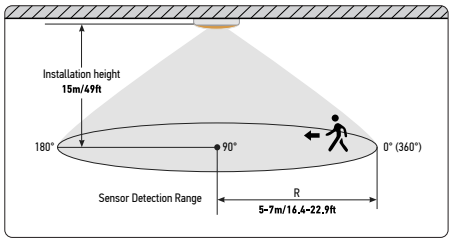

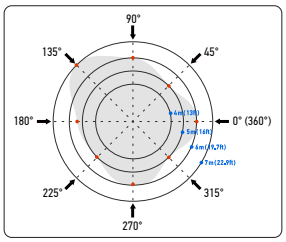

SENSITIVITY	0°/360°	45°	90°	135°	180°	225°	270°	315°
100% 12m	6.5	5.5	6.5	5	6	5	7	5.5

REMOTE CONTROL ASD-06RC sold separately



ON/OFF
turn on / turn off

SCENES
Shows current settings saved in remote

APPLY
Applies current scene settings to the fixture

DETECTION RANGE
Also known as "sensitivity", 100 % means the highest sensitivity and longest distance. Use this button and the +/- buttons to adjust

HOLD TIME
The period that light will stay illuminated 100 % after no motion is detected. Use this button and the +/- buttons to adjust

CCT SELECTABLE
Not applicable to this product

RESERVED BUTTON
Not applicable to this product

AUTO
Enter "sensor mode" and perform previous settings

START
Press this to begin scene setup

MOUNTING HEIGHT
Adjust detection area/sensitivity levels according to real installation situations, higher or lower

DAYLIGHT SENSOR
The preset lux level at which motion will be detected. Use this button and the +/- buttons to adjust

UP
The main functional buttons to adjust the factors to desired level. Press +/- button to dim light directly Auto in non-detection mode

DOWN
The main functional buttons to adjust the factors to desired level. Press +/- button to dim light directly Auto in non-detection mode

DAYLIGHT HARVESTING
Daylight harvesting function enabled or disabled

RESET
Enter "sensor mode" and perform the default settings

MEMORY
Saves the scene settings

SEND
Memorize and send out the previous setting of individual parameters

STAND-BY DIMMING
After hold time, the light will dim from 100 % to optional standby dimming levels. Use this button and the +/- buttons to adjust

STAND-BY PERIOD
The period after holdtime, during which the light keeps standby dimming level. Use this button and the +/- buttons to adjust

POWER
Adjust brightness in both ON/OFF mode & sensor mode, minimum 10%, max 100%, each time this button is pressed it changes by 5%

TEST BUTTON
Press this button to test the sensor; it will temporarily change the hold time to 2s. This setting cannot be saved

WITH DUSK TO DAWN FUNCTION

1. With insufficient ambient brightness, sensor turns on light and keeps it at standby dimming level even if there is no motion or presence.

2. When sensor detects motion or presence it will bring the light level up to 100 %.

3. After motion is no longer detected, fixture remains at 100 % for hold time.

4. After the preset hold time period, it will dim to the standby dimming level and maintain it indefinitely.

5. With sufficient ambient brightness, sensor will turn OFF light automatically.

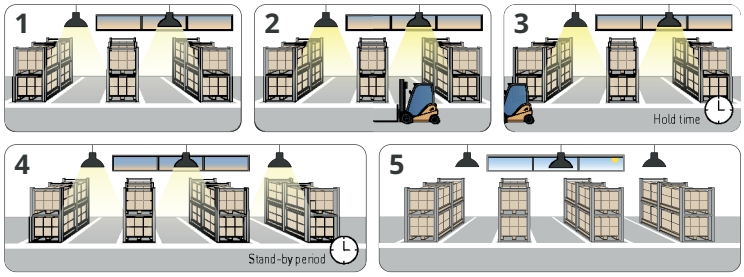

WITH DAYLIGHT DISABLED

1. Sensor turns ON light when motion is detected.

2. Light will stay on after detecting motion for the desired hold time.

3. Sensor dims light to standby dimming level after hold time if there is still no motion.

4. Sensor turns OFF light after standby period.

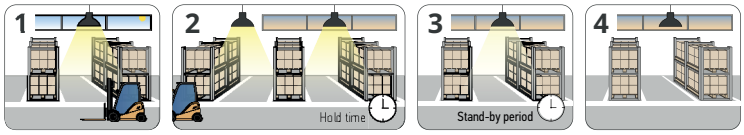

WITH DAYLIGHT THRESHOLD

1. With sufficient daylight, the light remains OFF even after motion is detected.

2. With insufficient daylight, the sensor turns light ON when motion is detected.

3. After there's no motion detected, the sensor keeps light ON 100 % for holdtime.

4. After holdtime, sensor dims light to standby dimming level for standby period. If the standby period has been set as Os, sensor turns light OFF automatically after holdtime.

5. The sensor turns OFF light automatically after the standby period when there's no motion detected.

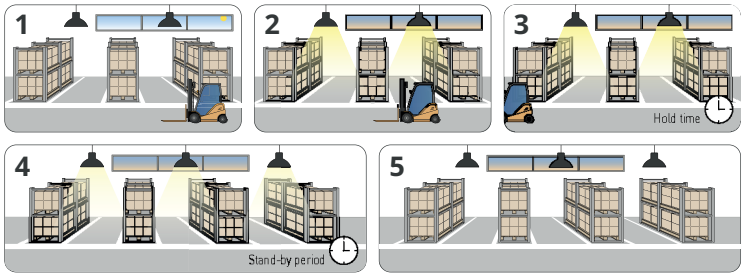

DAYLIGHT HARVESTING

1. When the ambient brightness is lower than the preset lux level, the sensor will automatically turn on the light and adjust the dimming according to changes in ambient brightness. As it gets darker outside, the fixtures will brighten, and as it gets brighter outside, the fixtures will dim.

2. When the ambient brightness exceeds the preset lux level, the light will turn OFF.

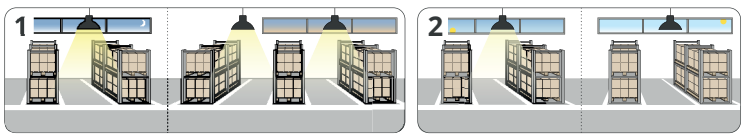

MICROWAVE MOTION SENSOR

To avoid blocking the microwave emission, the microwave sensor can not be covered with metal materials, be sprayed with a coating of metal components, or have attached metal material or stickers etc.

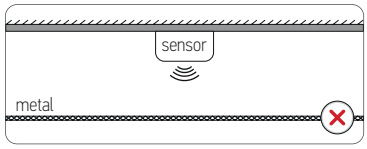

The distance between the antenna and the glass (dielectric material) should be no less than 0.4 ft when the sensor is within the glass lampshade. Otherwise, the microwave motion sensor will not penetrate the glass easily.

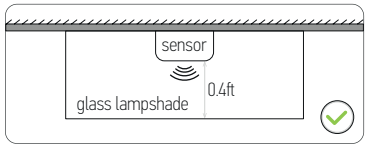

Avoid placing the sensor inside a metal chamber, this may cause ais-trigger.

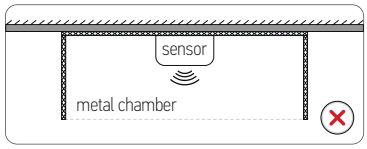

The sensor should not be placed in a small confined space. To avoid increasing the sensor detection range or abnormal operation, the sensor should be kept away from large areas of metal and glass reflectors (separation distance at least 3.3 ft). Reduce the detection area setting.

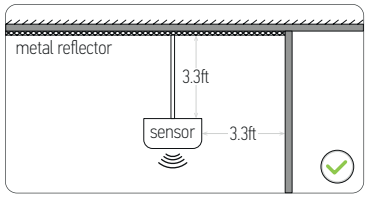

To avoid affecting the microwave signal transmission, the microwave antenna should be higher than the surrounding metal surface.

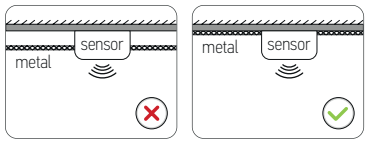

Any vibration or movement may trigger the sensor. Ensure the sensor is far from any constant movement.

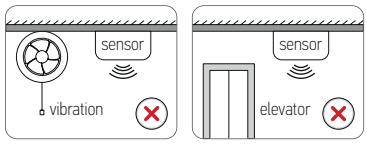

At least 2 m/6.5 ft distance between microwave sensors;

1.5 m/4.9 ft between the sensor and other wireless devices such as routers to avoid possible radio interference.

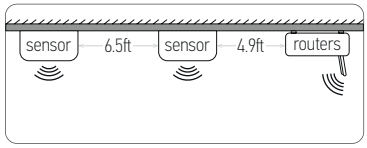

DAYLIGHT HARVESTING SETTING

1. Adjust "daylight" value higher than 50lux.

2. Preset "standby period" 0S.

3. Press "daylight harvesting" button on remote control to activate.

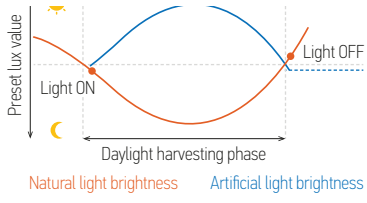

BACK-UP BATTERY KIT INFORMATION

Self-check emergency battery back-up kit offers a dependable solution for virtually every LED Linear High Bay lighting application, with options tailored for both new fixture constructions and field installation applications.

⚠ CAUTION

- Before performing a high-voltage insulation test, ensure the battery pack is removed and that there is no contact between the battery pack and the LED drivers.
- After testing, disconnect the battery pack unit connector before shipping and storing.
- During storage, the battery pack will need 24 hours of charging every 3 months.



ASD-EMK20W-WHB5B ASD-EMK30W-WHB5A **sold separately**

STANDARD OPERATION DISPLAY STATUS

BUTTON	REMARKS
ON	Charging mode, AC power is ON
Blinking slowly	Emergency mode,Battery is discharging, AC power is OFF
Blinking quickly	Test failure

SPECIFICATIONS	INPUT VOLTAGE	VOLTAGE	OUTPUT VOLTAGE	INPUT CURRENT	OUTPUT CURRENT	POWER	LUMEN	EMERGENCY TIME	INDICATOR LIGHT	BATTERY	CHARGING TIME
ASD-EMK20W-WHB5B	100-347 Vac 50/60 Hz	120 V	156 - 230 Vdc	100 mA	70 mA	20W	3,189 lm	90 minutes	Illuminated test switch	Li-ion	≥ 24 hours
ASD-EMK30W-WHB5A	100-347 Vac 50/60 Hz	120 V	156 - 230 Vdc	100 mA	70 mA	30W	4,783 lm	90 minutes	Illuminated test switch	Li-ion	≥ 24 hours

WHB5B-ST with battery back-up kit (100-320W)

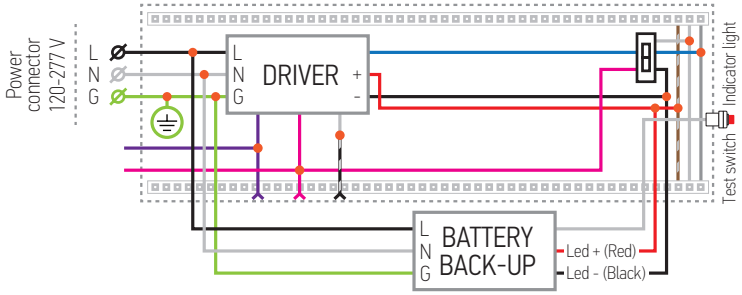

WHB5B-ST with battery back-up kit (500W)

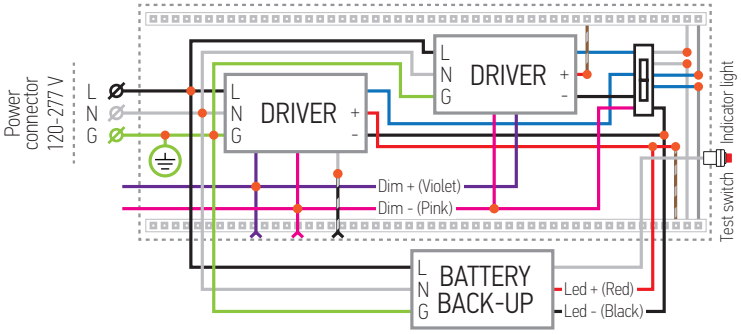

INSTALLATION STEPS

1.Mount the Battery Back-up Kit:
Open the battery back-up kit. Remove one top and one side knockout from the driver box. Attach the battery back-up kit to the driver box using 4 screws.

2.Install the Test Button:
Open the fixture driver box. Install the battery back-up button into the side knockout and secure it with the included washer. Route the button wire into the battery back-up kit and connect it to the battery controller.

3.Connect Battery Back-up to Fixture Wiring:
- Red (DRIVER +) to Red (Driver output +);
- Black (LED-/DRIVER -) to Black (Driver output -), Led1 (-), and Led2 (-) using one connector;
- White (LED +) to Led1 (+) and Led2 (+) using one connector.

4. Connect Power and Close:
Pull White (N), Black (L), Green (G), Pink (Dim-), and Violet (Dim+) into the battery back-up kit. Connect matching colors (Black to Black, White to White, Green to Green) per the wiring diagram. Use the included white extension wire if needed. Connect Pink (Dim-) and Violet (Dim+) to the dimmer if required. Reattach the driver box cover and secure with screws.

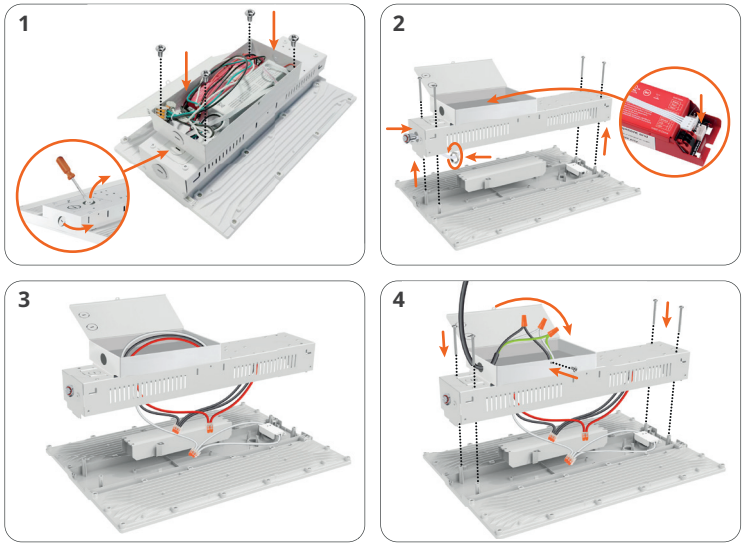

LUMINOUS INTENSITY DISTRIBUTION DIAGRAM

WHB5B-ST 120-277V

ASD-WHB5B-ST-100	ASD-WHB5B-ST-160	ASD-WHB5B-ST-220	ASD-WHB5B-ST-320	ASD-WHB5B-ST-500	ASD-WHB5B-ST-750
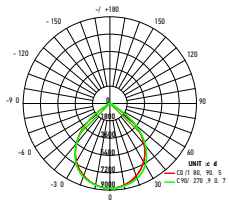	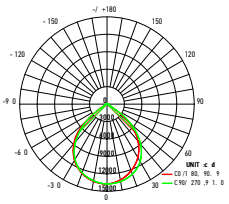	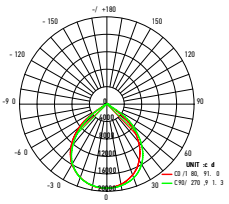	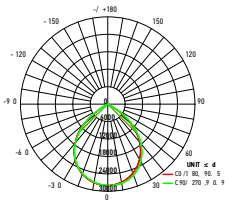	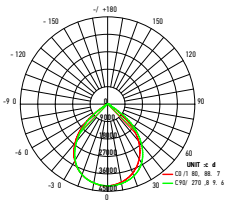	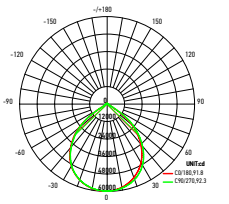

WHB5BHV-ST 200-480V

ASD-WHB5BHV-ST-220	ASD-WHB5BHV-ST-320	ASD-WHB5BHV-ST-500
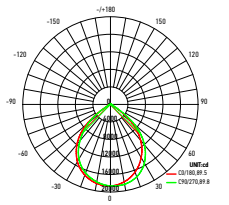	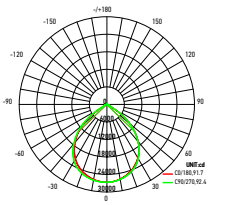	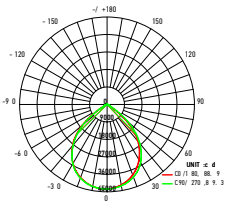

WHB5B-ST-EM WITH BATTERY BACK-UP

ASD-WHB5B-ST-160-40EM	ASD-WHB5B-ST-220-40EM	ASD-WHB5B-ST-320-40EM
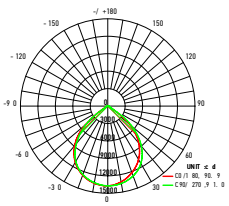	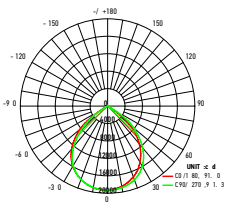	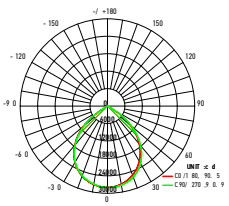

WHB5B-ST-BA BEAM ANGLE ADJUSTABLE

ASD-WHB5B-ST-160-BA			ASD-WHB5B-ST-220-BA		
45°	65°	90°	45°	65°	90°
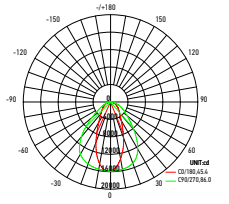	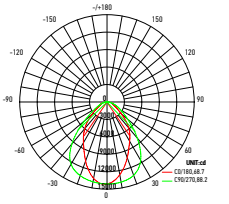	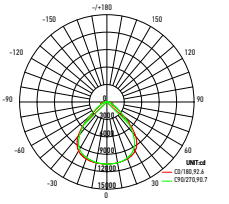	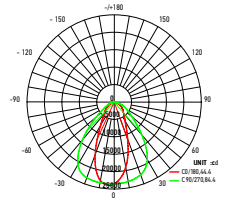	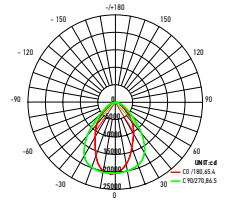	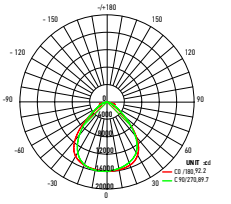

WHB5B-ST-BA BEAM ANGLE ADJUSTABLE

ASD-WHB5B-ST-320-BA		
45°	65°	90°
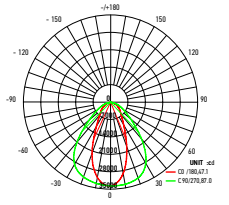	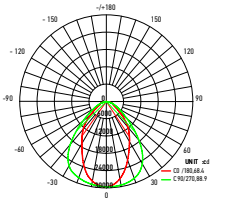	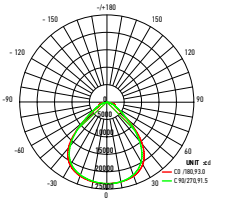

WHB5B-ST-CP WITH 10FT CORD WITH NEMA L7-15P PLUG

ASD-WHB5B-ST-160-CP	ASD-WHB5B-ST-220-CP	ASD-WHB5B-ST-320-CP
