



ASD-WRL2

150  
lm/W  
EFFICIENCY

9-3/4"  
width

# LED WRAP FIXTURE



COLOR & POWER SELECTABLE




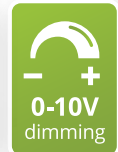

EXTREME EFFICIENCY 150lm/W



ANTI-GLARE PMMA LENS



MODEL	POWER	CCT	DIMENSIONS
<b>WRL2</b>			
ASD-WRL2-4A45AC	34W / 38W / 45W	3CCT	46" x 9-3/4" x 3-7/16"



[WWW.ASD-LIGHTING.COM](http://WWW.ASD-LIGHTING.COM)

See details on website or contact your account manager