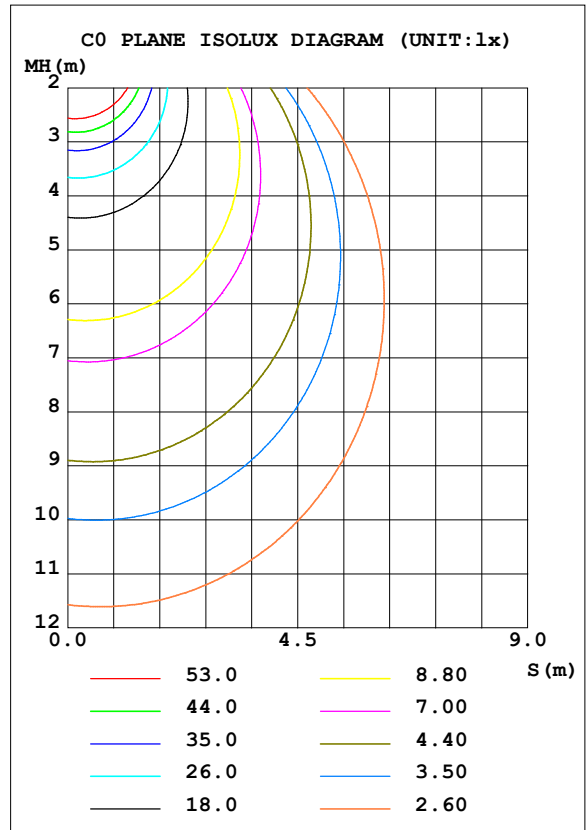
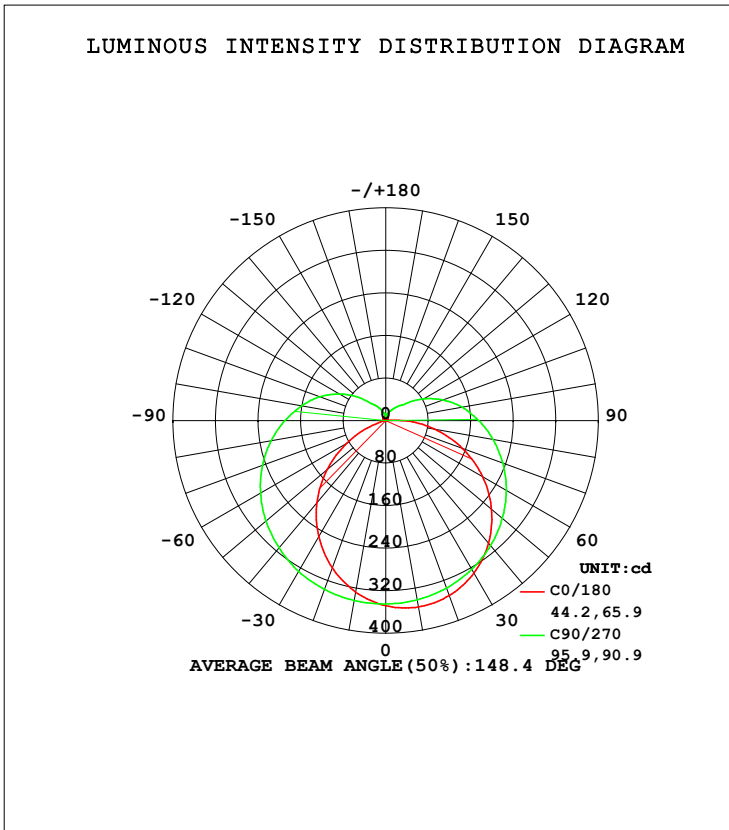


LUMINAIRE PHOTOMETRIC TEST REPORT

Test:U:119.96V I:0.2296A P:25.769W PF:0.9354 Freq:59.98Hz Lamp Flux:1702.82x1 lm		
NAME: ASD-LVF23-24D25CC-BK	TYPE:	WEIGHT:
SPEC.:5000K	DIM.:	SERIAL No.:3CCT-5000K
MFR.: ASD Lighting Corp	SUR.:	Shielding Angle:0

DATA OF LAMP		PHOTOMETRIC DATA Eff: 66.08 lm/W			
MODEL	ASD-LVF23-24D25CC-BK	I _{max} (cd)	355.8	S/MH (C0/180)	1.10
NOMINAL POWER (W)	25	LOR (%)	100.0	S/MH (C90/270)	1.43
RATED VOLTAGE (V)	120	TOTAL FLUX (lm)	1702.82	η UP, DN (C0-180)	8.9, 41.0
NOMINAL FLUX (lm)	1702.82	CIE CLASS	SEMI-D.	η UP, DN (C180-360)	10.3, 39.8
LAMPS INSIDE	1	η up (%)	19.2	CIBSE SHR NOM	1.50
TEST VOLTAGE (V)	120	η down (%)	80.8	CIBSE SHR MAX	1.55



C Range: 0 - 360DEG
 C Interval: 22.5DEG
 Test Speed: HIGH
 Temperature: 25.3DEG
 Operators: DAMIN
 Test Date: 2025-08-20

γ Range: 0 - 180DEG
 γ Interval: 1.0DEG
 Test System: EVERFINE GO-2000B_V1 SYSTEM V2.0.406.11
 Humidity: 65.0%
 Test Distance: 8.898m [K=1.0000]
 Remarks:

ZONAL FLUX DIAGRAM

ZONAL FLUX DIAGRAM:

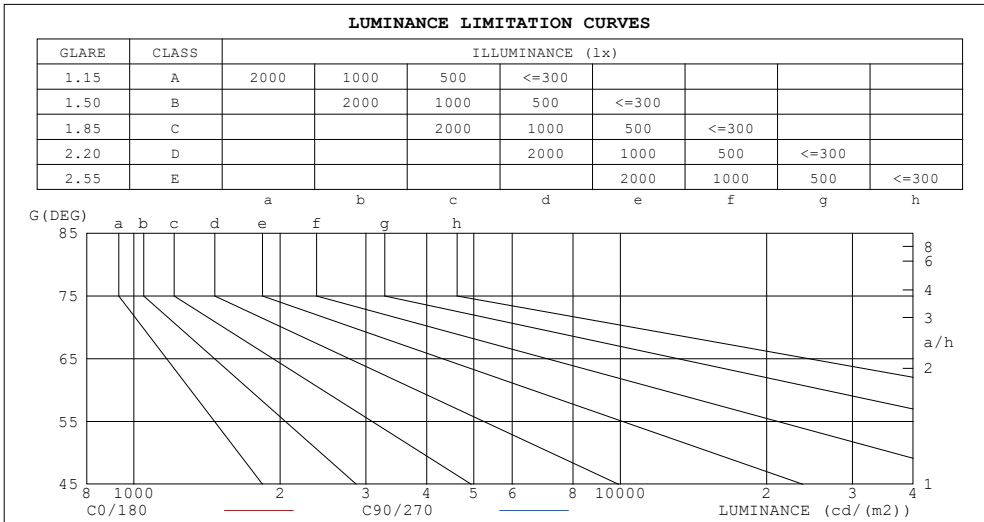
γ	C0	C45	C90	C135	C180	C225	C270	C315	γ	Φ zone	Φ total	%lum, lamp
10	355.8	352.0	342.2	330.7	327.8	331.3	343.4	353.9	0- 10	32.84	32.84	1.93,1.93
20	350.0	349.2	335.0	307.2	294.4	308.8	337.7	351.7	10- 20	95.09	127.9	7.51,7.51
30	331.3	337.1	323.4	278.1	252.1	281.5	327.8	340.3	20- 30	147.6	275.5	16.2,16.2
40	300.8	316.6	306.8	244.7	201.4	250.6	312.4	319.6	30- 40	185.4	460.9	27.1,27.1
50	259.8	288.5	286.3	210.0	144.1	218.1	293.9	292.1	40- 50	205.4	666.3	39.1,39.1
60	210.2	255.0	261.9	176.2	83.61	186.6	272.0	259.2	50- 60	207.4	873.7	51.3,51.3
70	153.6	218.2	234.4	144.7	27.14	157.2	246.6	222.8	60- 70	193.5	1067	62.7,62.7
80	93.17	179.8	205.1	117.6	0.4331	131.1	218.8	185.0	70- 80	168.5	1236	72.6,72.6
90	34.88	142.6	175.2	95.31	1.066	109.3	189.6	148.1	80- 90	139.5	1375	80.8,80.8
100	0.3948	109.5	146.1	72.73	2.202	89.49	160.7	114.8	90-100	109.1	1484	87.2,87.2
110	0.6316	79.89	114.3	50.68	3.830	68.72	131.8	87.16	100-110	81.77	1566	92,92
120	1.653	51.18	82.24	34.36	5.046	47.02	100.5	60.41	110-120	56.83	1623	95.3,95.3
130	3.026	28.65	51.38	27.65	6.360	33.86	69.39	35.39	120-130	35.63	1659	97.4,97.4
140	4.259	20.48	34.99	21.97	7.781	27.45	41.86	23.95	130-140	20.95	1679	98.6,98.6
150	5.703	15.03	24.26	16.79	7.628	22.28	29.83	18.25	140-150	12.72	1692	99.4,99.4
160	6.018	10.80	15.87	9.880	6.358	13.45	16.90	13.80	150-160	6.889	1699	99.8,99.8
170	6.497	9.510	10.05	6.288	7.492	7.043	13.04	10.28	160-170	2.913	1702	100,100
180	10.25	9.559	5.937	10.02	10.27	9.543	5.937	10.00	170-180	0.8107	1703	100,100
DEG	LUMINOUS INTENSITY:cd									UNIT:lm		

C Range: 0 - 360DEG
 C Interval: 22.5DEG
 Test Speed: HIGH
 Temperature:25.3DEG
 Operators:DAMIN
 Test Date:2025-08-20

γ Range: 0 - 180DEG
 γ Interval: 1.0DEG
 Test System:EVERFINE GO-2000B_V1 SYSTEM V2.0.406.11
 Humidity:65.0%
 Test Distance:8.898m [K=1.0000]
 Remarks:

LUMINANCE LIMITATION CURVES

Test:U:119.96V I:0.2296A P:25.769W PF:0.9354 Freq:59.98Hz Lamp Flux:1702.82x1 lm		
NAME: ASD-LVF23-24D25CC-BK	TYPE:	WEIGHT:
SPEC.:5000K	DIM.:	SERIAL No.:3CCT-5000K
MFR.: ASD Lighting Corp	SUR.:	Shielding Angle:0



LUMINANCE cd/(m2)		
G (DEG)	C0/180	C90/270
85	90381	272557
80	67071	147616
75	59733	106161
70	56139	85657
65	54037	73475
60	52559	65466
55	51439	59835
50	50520	55667
45	49738	52526

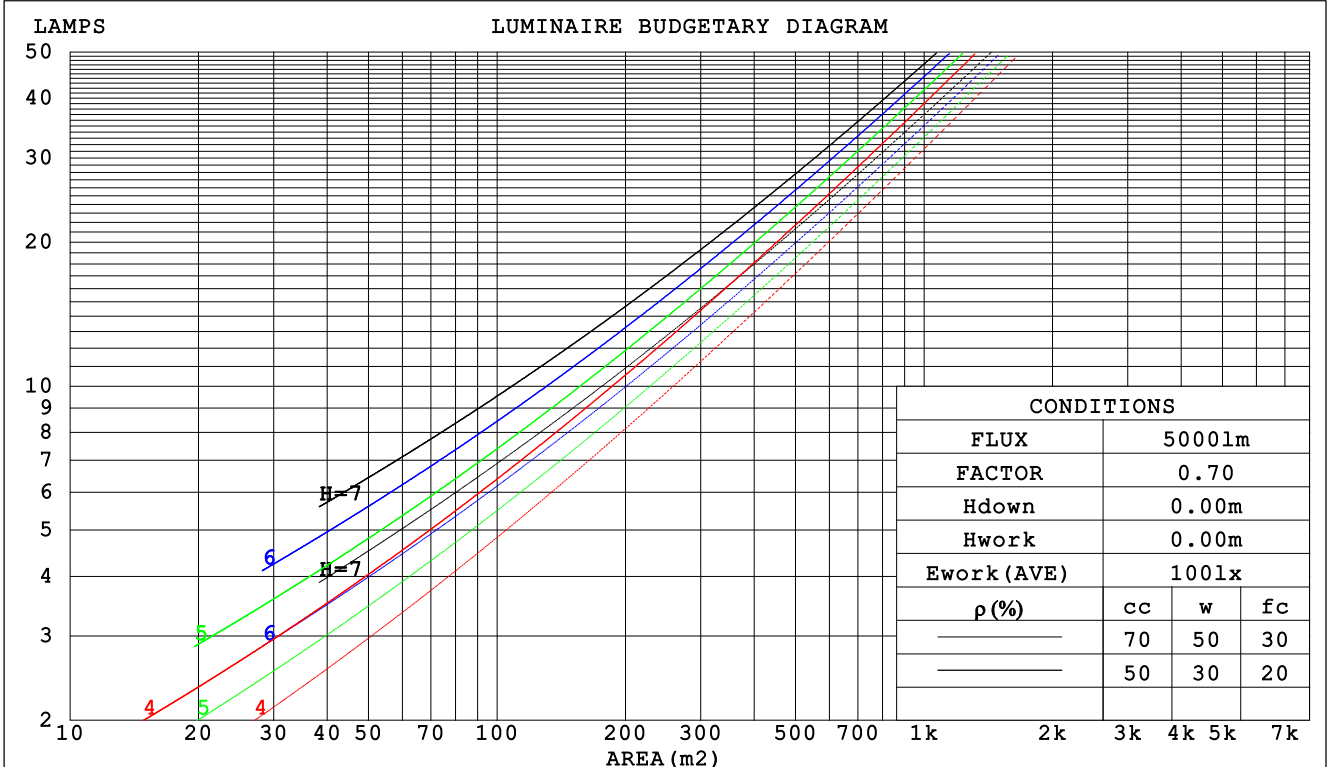
C Range: 0 - 360DEG
 C Interval: 22.5DEG
 Test Speed: HIGH
 Temperature:25.3DEG
 Operators:DAMIN
 Test Date:2025-08-20

γ Range: 0 - 180DEG
 γ Interval: 1.0DEG
 Test System:EVERFINE GO-2000B_V1 SYSTEM V2.0.406.11
 Humidity:65.0%
 Test Distance:8.898m [K=1.0000]
 Remarks:

CU AND LUMINAIRE BUDGETARY ESTIMATE DIAGRAM

Test:U:119.96V I:0.2296A P:25.769W PF:0.9354 Freq:59.98Hz Lamp Flux:1702.82x1 lm		
NAME: ASD-LVF23-24D25CC-BK	TYPE:	WEIGHT:
SPEC.:5000K	DIM.:	SERIAL No.:3CCT-5000K
MFR.: ASD Lighting Corp	SUR.:	Shielding Angle:0

ρ_{cc}	80%			70%			50%			30%			10%			0
ρ_w	50%	30%	10%	50%	30%	10%	50%	30%	10%	50%	30%	10%	50%	30%	10%	0
ρ_{fc}	20%			20%			20%			20%			20%			0
RCR	RCR:Room Cavity Ratio						Coefficients of Utilization(CU)									
0.0	1.14	1.14	1.14	1.10	1.10	1.10	1.00	1.00	1.00	.92	.92	.92	.84	.84	.84	.81
1.0	.95	.89	.84	.91	.86	.81	.83	.79	.75	.75	.72	.69	.69	.66	.64	.60
2.0	.81	.73	.66	.77	.70	.64	.70	.65	.59	.64	.59	.55	.58	.55	.51	.48
3.0	.70	.61	.54	.67	.59	.52	.61	.54	.48	.56	.50	.45	.51	.46	.42	.39
4.0	.61	.52	.45	.59	.50	.43	.54	.46	.40	.49	.43	.38	.45	.40	.35	.32
5.0	.54	.45	.38	.52	.43	.37	.48	.40	.34	.44	.37	.32	.40	.35	.30	.27
6.0	.49	.39	.32	.47	.38	.32	.43	.35	.30	.39	.33	.28	.36	.31	.26	.24
7.0	.44	.35	.28	.42	.34	.28	.39	.31	.26	.36	.29	.25	.33	.27	.23	.21
8.0	.40	.31	.25	.38	.30	.24	.35	.28	.23	.33	.26	.22	.30	.25	.21	.18
9.0	.36	.28	.22	.35	.27	.22	.32	.25	.21	.30	.24	.19	.28	.22	.18	.16
10.0	.33	.25	.20	.32	.25	.20	.30	.23	.19	.28	.22	.18	.26	.20	.17	.15



C Range: 0 - 360DEG
C Interval: 22.5DEG
Test Speed: HIGH
Temperature:25.3DEG
Operators:DAMIN
Test Date:2025-08-20

γ Range: 0 - 180DEG
 γ Interval: 1.0DEG
Test System:EVERFINE GO-2000B_V1 SYSTEM V2.0.406.11
Humidity:65.0%
Test Distance:8.898m [K=1.0000]
Remarks:

WEC AND CCEC

Test:U:119.96V I:0.2296A P:25.769W PF:0.9354 Freq:59.98Hz Lamp Flux:1702.82x1 lm		
NAME: ASD-LVF23-24D25CC-BK	TYPE:	WEIGHT:
SPEC.:5000K	DIM.:	SERIAL No.:3CCT-5000K
MFR.: ASD Lighting Corp	SUR.:	Shielding Angle:0

ρcc	80%			70%			50%			30%			10%			0
ρw	50%	30%	10%	50%	30%	10%	50%	30%	10%	50%	30%	10%	50%	30%	10%	0
ρfc	20%			20%			20%			20%			20%			0
RCR	RCR:Room Cavity Ratio						Wall Exitance Coefficients (WEC)									
0.0																
1.0	.395	.225	.071	.382	.218	.069	.358	.205	.066	.335	.193	.062	.314	.182	.059	
2.0	.339	.186	.057	.327	.180	.056	.305	.170	.053	.285	.160	.050	.266	.150	.047	
3.0	.300	.160	.048	.289	.155	.047	.269	.146	.044	.251	.137	.042	.233	.129	.040	
4.0	.269	.140	.041	.260	.136	.040	.241	.128	.038	.224	.121	.036	.209	.113	.035	
5.0	.244	.124	.036	.236	.121	.035	.219	.114	.034	.203	.107	.032	.189	.101	.030	
6.0	.224	.112	.032	.216	.109	.031	.200	.103	.030	.186	.097	.028	.173	.091	.027	
7.0	.206	.102	.029	.199	.099	.028	.185	.093	.027	.172	.088	.026	.160	.083	.024	
8.0	.191	.093	.026	.184	.091	.026	.171	.086	.024	.159	.081	.023	.148	.076	.022	
9.0	.178	.086	.024	.172	.084	.023	.160	.079	.022	.149	.075	.021	.138	.070	.020	
10.0	.166	.080	.022	.161	.078	.022	.150	.073	.021	.139	.069	.020	.130	.065	.019	

ρcc	80%			70%			50%			30%			10%			0
ρw	50%	30%	10%	50%	30%	10%	50%	30%	10%	50%	30%	10%	50%	30%	10%	0
ρfc	20%			20%			20%			20%			20%			0
RCR	RCR:Room Cavity Ratio						Ceiling Cavity Exitance Coefficients (CCEC)									
0.0	.337	.337	.337	.288	.288	.288	.197	.197	.197	.113	.113	.113	.036	.036	.036	
1.0	.334	.303	.275	.286	.260	.237	.195	.179	.164	.113	.104	.095	.036	.033	.031	
2.0	.327	.280	.241	.280	.241	.208	.192	.167	.145	.111	.097	.085	.036	.031	.028	
3.0	.320	.264	.220	.274	.228	.190	.188	.158	.134	.109	.092	.079	.035	.030	.026	
4.0	.312	.252	.206	.268	.217	.179	.184	.152	.126	.107	.089	.074	.034	.029	.024	
5.0	.304	.242	.196	.261	.209	.170	.180	.146	.120	.104	.086	.071	.034	.028	.024	
6.0	.297	.234	.189	.255	.203	.165	.176	.142	.116	.102	.083	.069	.033	.027	.023	
7.0	.290	.227	.184	.249	.197	.160	.172	.138	.114	.100	.081	.068	.032	.027	.022	
8.0	.283	.222	.180	.244	.192	.157	.169	.135	.111	.098	.080	.066	.032	.026	.022	
9.0	.277	.217	.177	.238	.188	.154	.165	.132	.110	.096	.078	.065	.031	.026	.022	
10.0	.271	.213	.175	.233	.185	.152	.162	.130	.108	.094	.077	.065	.031	.025	.021	

C Range: 0 - 360DEG
 C Interval: 22.5DEG
 Test Speed: HIGH
 Temperature:25.3DEG
 Operators:DAMIN
 Test Date:2025-08-20

γ Range: 0 - 180DEG
 γ Interval: 1.0DEG
 Test System:EVERFINE GO-2000B_V1 SYSTEM V2.0.406.11
 Humidity:65.0%
 Test Distance:8.898m [K=1.0000]
 Remarks:

UGR(Unified Glare Rating) Table

Test:U:119.96V I:0.2296A P:25.769W PF:0.9354 Freq:59.98Hz Lamp Flux:1702.82x1 lm										
NAME: ASD-LVF23-24D25CC-BK					TYPE:			WEIGHT:		
SPEC.:5000K					DIM.:			SERIAL No.:3CCT-5000K		
MFR.: ASD Lighting Corp					SUR.:			Shielding Angle:0		
ceiling/cavity	0.7	0.7	0.5	0.5	0.3	0.7	0.7	0.5	0.5	0.3
walls	0.5	0.3	0.5	0.3	0.3	0.5	0.3	0.5	0.3	0.3
working plane	0.2	0.2	0.2	0.2	0.2	0.2	0.2	0.2	0.2	0.2
Room dimensions	Viewed crosswise					Viewed endwise				
x = 2H y = 2H	23.9	25.3	24.4	25.8	26.4	24.9	26.2	25.4	26.8	27.4
3H	25.9	27.2	26.5	27.7	28.4	27.6	28.8	28.1	29.4	30.0
4H	26.9	28.1	27.5	28.7	29.3	29.0	30.2	29.6	30.8	31.5
6H	27.8	28.9	28.4	29.5	30.2	30.7	31.8	31.3	32.4	33.1
8H	28.2	29.3	28.8	29.9	30.6	31.6	32.7	32.2	33.3	34.0
12H	28.6	29.7	29.2	30.3	31.0	32.6	33.7	33.2	34.3	35.0
4H 2H	24.9	26.2	25.5	26.7	27.4	25.6	26.8	26.2	27.4	28.1
3H	27.2	28.2	27.8	28.9	29.6	28.5	29.6	29.2	30.2	30.9
4H	28.3	29.3	29.0	29.9	30.7	30.2	31.2	30.9	31.8	32.6
6H	29.4	30.3	30.1	31.0	31.7	32.1	32.9	32.7	33.6	34.4
8H	29.9	30.8	30.6	31.4	32.2	33.1	33.9	33.8	34.6	35.4
12H	30.4	31.2	31.1	31.9	32.7	34.2	35.0	34.9	35.7	36.5
8H 4H	29.2	30.0	29.9	30.7	31.5	30.7	31.5	31.4	32.2	33.0
6H	30.6	31.3	31.4	32.0	32.9	32.9	33.6	33.6	34.3	35.1
8H	31.4	32.0	32.1	32.7	33.6	34.1	34.7	34.8	35.4	36.3
12H	32.1	32.6	32.8	33.4	34.2	35.5	36.1	36.3	36.8	37.7
12H 4H	29.5	30.2	30.2	30.9	31.7	30.8	31.5	31.5	32.2	33.0
6H	31.1	31.7	31.8	32.4	33.3	33.0	33.7	33.8	34.4	35.2
8H	32.0	32.5	32.7	33.3	34.1	34.4	34.9	35.1	35.7	36.6
Variations with the observer position at spacings:										
S = 1.0H	+ 0.1 / - 0.1					+ 0.1 / - 0.1				
1.5H	+ 0.2 / - 0.3					+ 0.2 / - 0.3				
2.0H	+ 0.2 / - 0.4					+ 0.3 / - 0.4				

CIE Pub.117, 1703 lm Total Lamp Luminous Flux Correct (8log(F/F0) = 1.8)

C Range: 0 - 360DEG
 C Interval: 22.5DEG
 Test Speed: HIGH
 Temperature:25.3DEG
 Operators:DAMIN
 Test Date:2025-08-20

γ Range: 0 - 180DEG
 γ Interval: 1.0DEG
 Test System:EVERFINE GO-2000B_V1 SYSTEM V2.0.406.11
 Humidity:65.0%
 Test Distance:8.898m [K=1.0000]
 Remarks:

UTILIZATION FACTORS TABLE

Test:U:119.96V I:0.2296A P:25.769W PF:0.9354 Freq:59.98Hz Lamp Flux:1702.82x1 lm		
NAME: ASD-LVF23-24D25CC-BK	TYPE:	WEIGHT:
SPEC.:5000K	DIM.:	SERIAL No.:3CCT-5000K
MFR.: ASD Lighting Corp	SUR.:	Shielding Angle:0

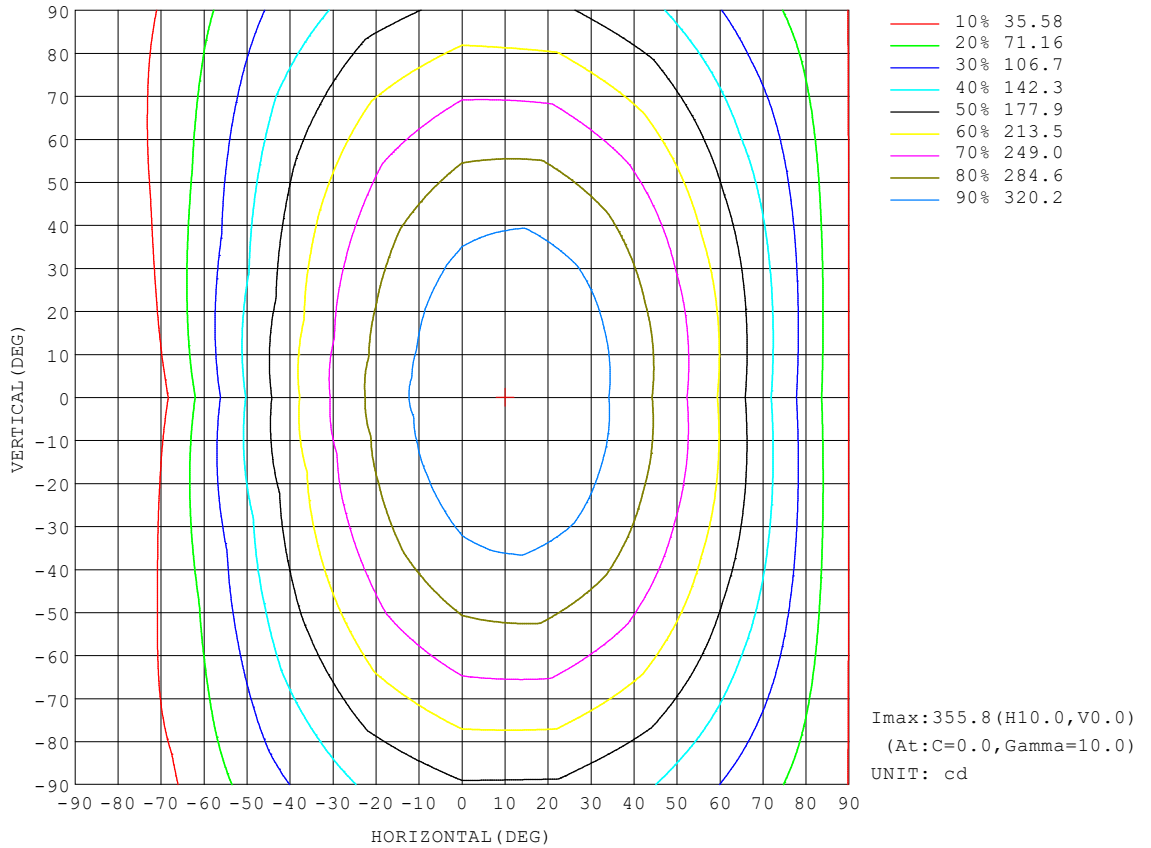
REFLECTANCE										
Ceiling	0.8	0.8	0.8	0.7	0.7	0.7	0.5	0.5	0.5	0
Walls	0.7	0.5	0.3	0.7	0.5	0.3	0.7	0.5	0.3	0
Working plane	0.2	0.2	0.2	0.2	0.2	0.2	0.2	0.2	0.2	0
ROOM INDEX	UTILIZATION FACTORS (PERCENT) $k(RI) \times RCR = 5$									
k = 0.60	47	34	27	46	34	27	44	33	26	19
0.80	56	43	35	54	42	34	51	40	33	25
1.00	63	50	42	62	49	41	58	50	40	31
1.25	70	57	49	68	56	48	64	54	46	36
1.50	76	63	54	73	61	53	68	58	51	40
2.00	83	71	63	80	69	61	74	65	59	47
2.50	87	77	69	84	74	67	78	70	63	50
3.00	91	82	74	87	79	72	81	74	68	54
4.00	96	88	81	92	85	78	85	79	74	59
5.00	99	92	86	95	88	83	87	82	77	62
ROOM INDEX	UF(total)									Direct
According to DIN EN 13032-2 2004			Suspended				SHRNOM = 1.25			

C Range: 0 - 360DEG
 C Interval: 22.5DEG
 Test Speed: HIGH
 Temperature:25.3DEG
 Operators:DAMIN
 Test Date:2025-08-20

γ Range: 0 - 180DEG
 γ Interval: 1.0DEG
 Test System:EVERFINE GO-2000B_V1 SYSTEM V2.0.406.11
 Humidity:65.0%
 Test Distance:8.898m [K=1.0000]
 Remarks:

ISOCANDELA DIAGRAM

Test:U:119.96V I:0.2296A P:25.769W PF:0.9354 Freq:59.98Hz Lamp Flux:1702.82x1 lm		
NAME: ASD-LVF23-24D25CC-BK	TYPE:	WEIGHT:
SPEC.:5000K	DIM.:	SERIAL No.:3CCT-5000K
MFR.: ASD Lighting Corp	SUR.:	Shielding Angle:0

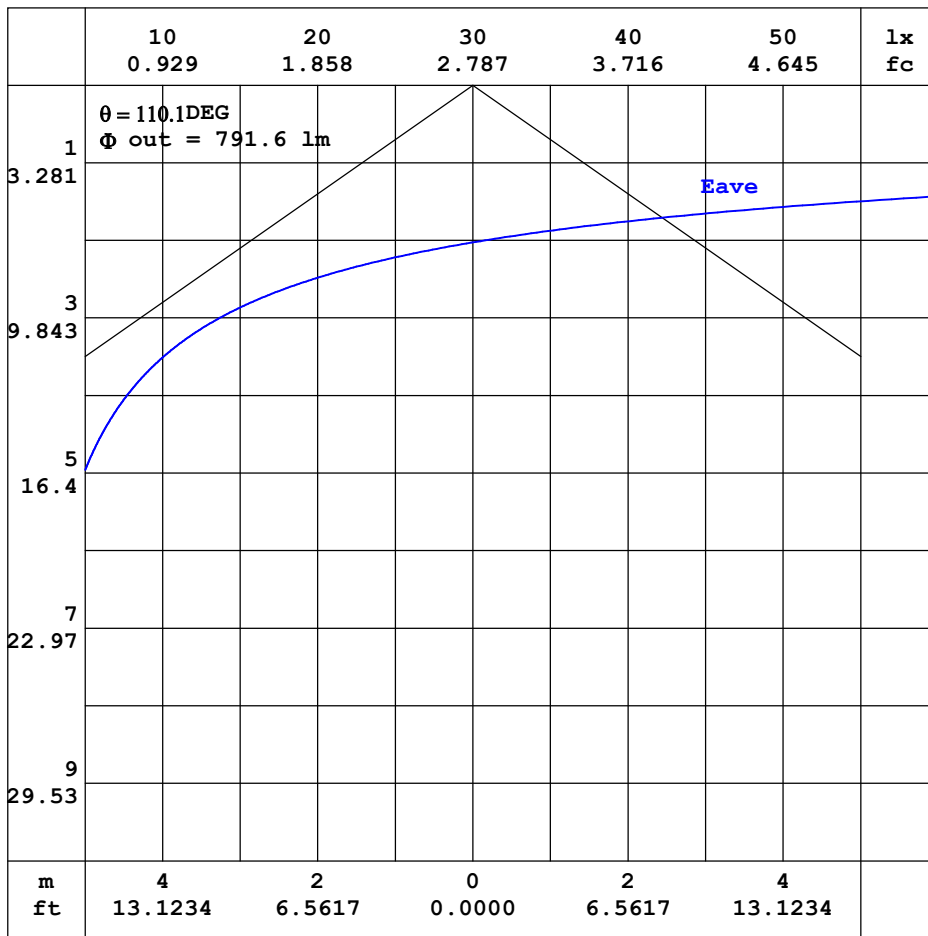


C Range: 0 - 360DEG
 C Interval: 22.5DEG
 Test Speed: HIGH
 Temperature:25.3DEG
 Operators:DAMIN
 Test Date:2025-08-20

γ Range: 0 - 180DEG
 γ Interval: 1.0DEG
 Test System:EVERFINE GO-2000B_V1 SYSTEM V2.0.406.11
 Humidity:65.0%
 Test Distance:8.898m [K=1.0000]
 Remarks:

AAI CURVES

Test:U:119.96V I:0.2296A P:25.769W PF:0.9354 Freq:59.98Hz Lamp Flux:1702.82x1 lm		
NAME: ASD-LVF23-24D25CC-BK	TYPE:	WEIGHT:
SPEC.:5000K	DIM.:	SERIAL No.:3CCT-5000K
MFR.: ASD Lighting Corp	SUR.:	Shielding Angle:0



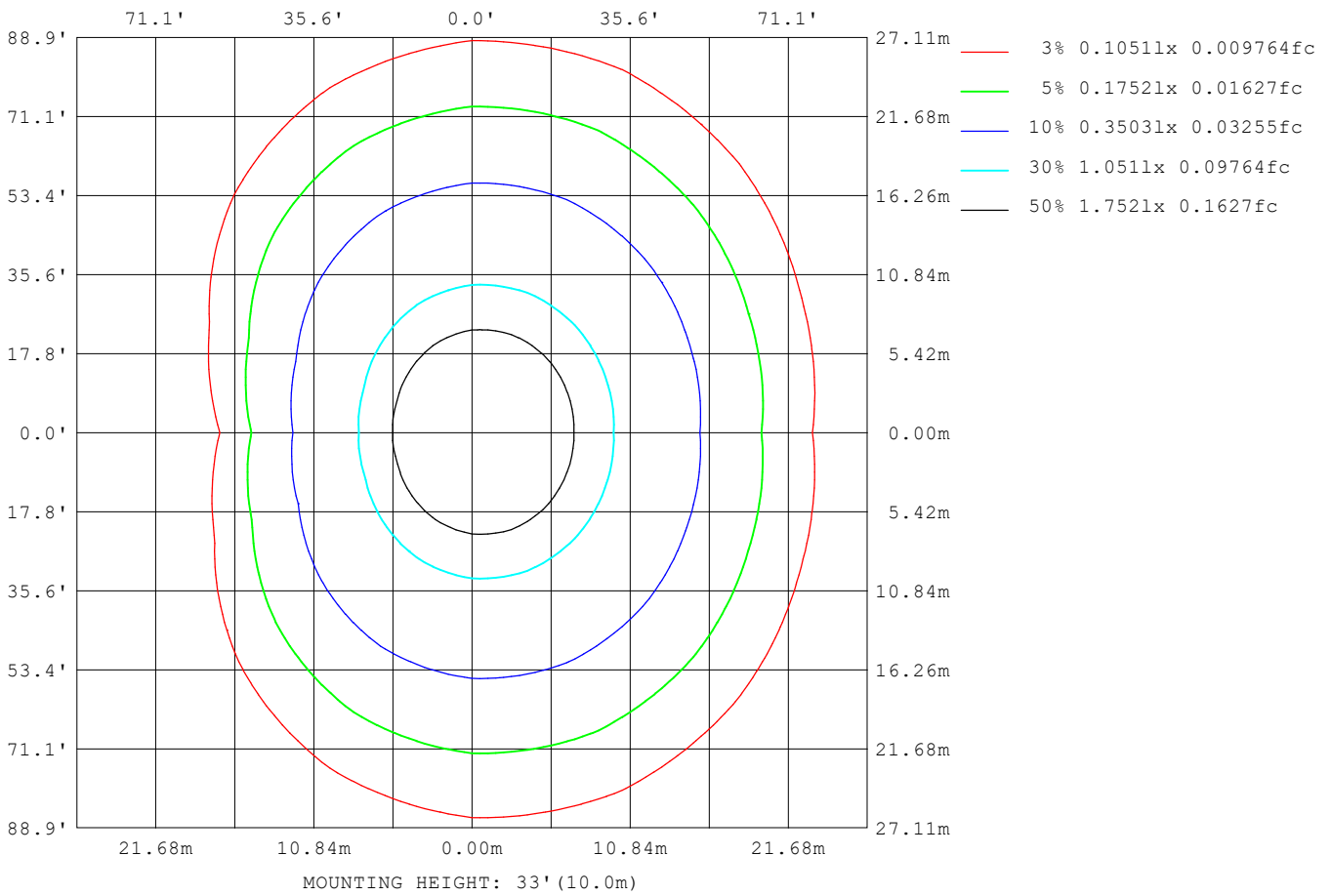
Note:The Curves indicate the illuminated area and the average illumination when the luminaire is at different distance.

C Range: 0 - 360DEG
 C Interval: 22.5DEG
 Test Speed: HIGH
 Temperature:25.3DEG
 Operators:DAMIN
 Test Date:2025-08-20

γ Range: 0 - 180DEG
 γ Interval: 1.0DEG
 Test System:EVERFINE GO-2000B_V1 SYSTEM V2.0.406.11
 Humidity:65.0%
 Test Distance:8.898m [K=1.0000]
 Remarks:

ISOLUX DIAGRAM

Test:U:119.96V I:0.2296A P:25.769W PF:0.9354 Freq:59.98Hz Lamp Flux:1702.82x1 lm		
NAME: ASD-LVF23-24D25CC-BK	TYPE:	WEIGHT:
SPEC.:5000K	DIM.:	SERIAL No.:3CCT-5000K
MFR.: ASD Lighting Corp	SUR.:	Shielding Angle:0



C Range: 0 - 360DEG
 C Interval: 22.5DEG
 Test Speed: HIGH
 Temperature:25.3DEG
 Operators:DAMIN
 Test Date:2025-08-20

γ Range: 0 - 180DEG
 γ Interval: 1.0DEG
 Test System:EVERFINE GO-2000B_V1 SYSTEM V2.0.406.11
 Humidity:65.0%
 Test Distance:8.898m [K=1.0000]
 Remarks:

LED Avg.L Report

Test:U:119.96V I:0.2296A P:25.769W PF:0.9354 Freq:59.98Hz Lamp Flux:1702.82x1 lm		
NAME: ASD-LVF23-24D25CC-BK	TYPE:	WEIGHT:
SPEC.:5000K	DIM.:	SERIAL No.:3CCT-5000K
MFR.: ASD Lighting Corp	SUR.:	Shielding Angle:0

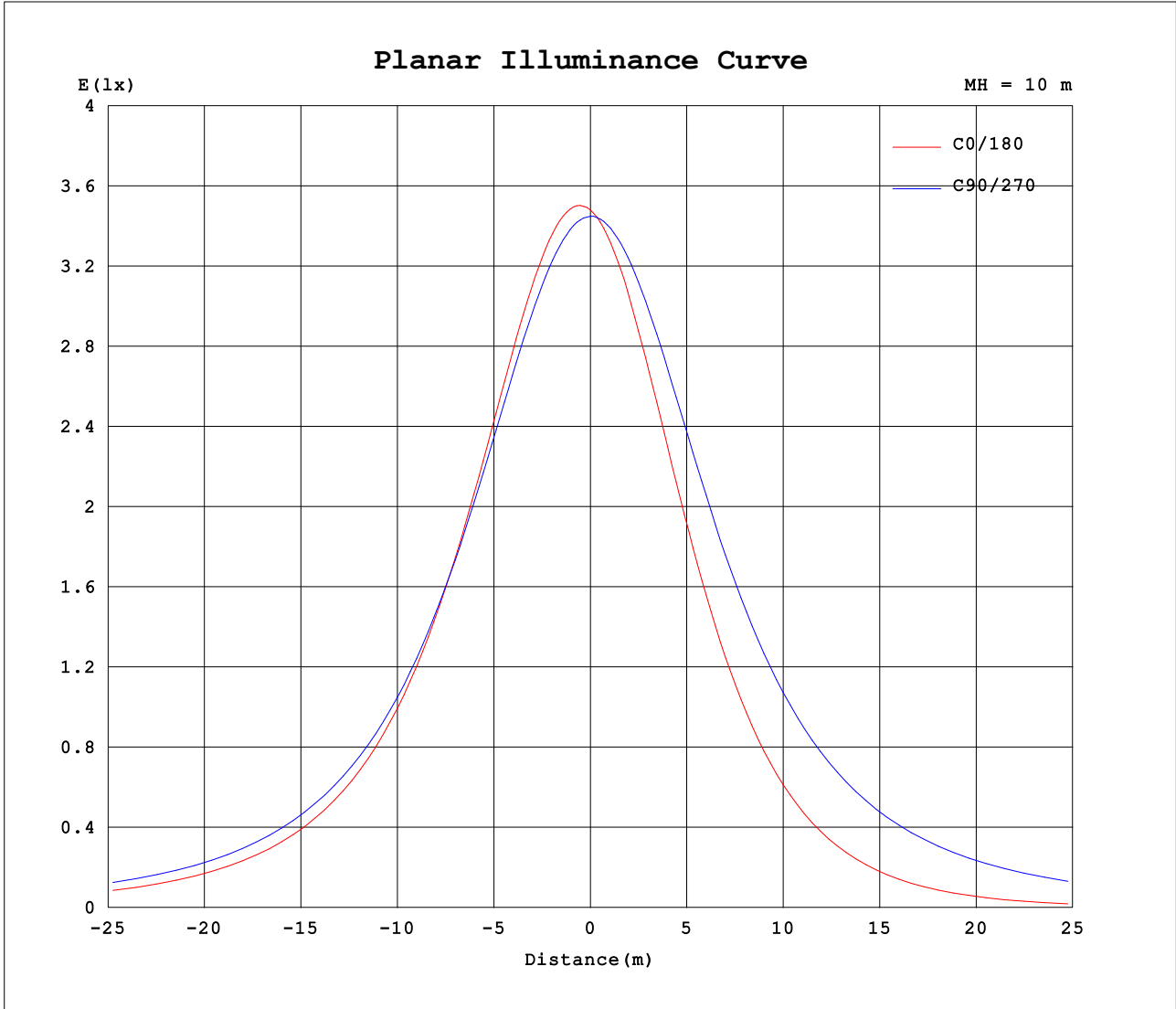
AvgL	cd/m2
L_0~180 (65) av	34995
L_0~180 (75) av	31529
L_0~180 (85) av	45683
L_90~270 (65) av	75144
L_90~270 (75) av	109335
L_90~270 (85) av	282759
L_45 (65) av	59864
L_45 (75) av	81784
L_45 (85) av	198210

Standard: GB/T 29293-2012

C Range: 0 - 360DEG
 C Interval: 22.5DEG
 Test Speed: HIGH
 Temperature:25.3DEG
 Operators:DAMIN
 Test Date:2025-08-20

γ Range: 0 - 180DEG
 γ Interval: 1.0DEG
 Test System:EVERFINE GO-2000B_V1 SYSTEM V2.0.406.11
 Humidity:65.0%
 Test Distance:8.898m [K=1.0000]
 Remarks:

Planar Illuminance Curve



C Range: 0 - 360DEG
 C Interval: 22.5DEG
 Test Speed: HIGH
 Temperature: 25.3DEG
 Operators: DAMIN
 Test Date: 2025-08-20

γ Range: 0 - 180DEG
 γ Interval: 1.0DEG
 Test System: EVERFINE GO-2000B_V1 SYSTEM V2.0.406.11
 Humidity: 65.0%
 Test Distance: 8.898m [K=1.0000]
 Remarks:

LUMINOUS DISTRIBUTION INTENSITY DATA

Test:U:119.96V I:0.2296A P:25.769W PF:0.9354 Freq:59.98Hz Lamp Flux:1702.82x1 lm		
NAME: ASD-LVF23-24D25CC-BK	TYPE:	WEIGHT:
SPEC.:5000K	DIM.:	SERIAL No.:3CCT-5000K
MFR.: ASD Lighting Corp	SUR.:	Shielding Angle:0

Table--1

UNIT: cd

C (DEG) \ γ (DEG)	0	22.5	45	67.5	90	112.5	135	157.5	180	202.5	225	247.5	270	292.5	315	337.5			
0	348	347	346	345	345	345	346	347	348	347	346	345	345	345	346	347			
5	354	352	350	347	344	341	340	338	339	338	340	342	345	348	351	352			
10	356	355	352	348	342	336	331	328	328	327	331	337	343	349	354	355			
15	355	354	352	347	339	330	320	312	312	314	320	331	341	349	354	355			
20	350	350	349	345	335	321	307	295	294	297	309	324	338	347	352	351			
25	342	344	344	341	330	312	293	277	274	279	296	316	333	343	347	345			
30	331	335	337	335	323	303	278	256	252	259	282	307	328	338	340	336			
35	318	322	328	328	316	292	262	235	228	238	266	297	320	331	331	324			
40	301	307	317	318	307	280	245	211	201	215	251	287	312	323	320	309			
45	281	290	303	308	297	268	227	187	173	192	234	276	304	313	307	292			
50	260	271	288	296	286	255	210	163	144	168	218	264	294	302	292	273			
55	236	251	272	284	275	242	193	139	114	144	202	252	283	290	276	252			
60	210	228	255	270	262	229	176	116	83.6	122	187	240	272	277	259	230			
65	183	205	237	255	248	215	160	94.3	53.9	101	172	227	260	263	241	206			
70	154	181	218	240	234	201	145	75.5	27.1	83.6	157	214	247	248	223	182			
75	124	157	199	223	220	187	131	60.0	6.88	68.8	144	201	233	233	204	157			
80	93.2	133	180	207	205	174	118	48.4	0.43	57.2	131	188	219	216	185	133			
85	63.0	110	161	190	190	160	106	39.7	0.69	49.0	120	175	204	200	166	109			
90	34.9	88.5	143	174	175	147	95.3	31.4	1.07	41.9	109	162	190	184	148	87.6			
95	12.0	69.6	125	158	161	135	84.0	23.6	1.54	35.1	99.9	150	175	168	131	68.6			
100	0.39	54.3	110	143	146	121	72.7	17.7	2.20	28.3	89.5	138	161	152	115	53.0			
105	0.32	42.1	95.0	127	130	107	61.6	16.1	3.04	22.3	79.0	125	147	137	100	41.6			
110	0.63	31.0	79.9	111	114	92.9	50.7	15.3	3.83	20.5	68.7	111	132	122	87.2	32.1			
115	1.10	20.8	65.3	94.2	98.2	78.8	40.2	14.8	4.45	19.2	57.6	97.5	116	107	73.5	23.2			
120	1.65	14.4	51.2	78.2	82.2	65.0	34.4	14.3	5.05	18.5	47.0	83.7	101	91.4	60.4	15.5			
125	2.36	12.1	37.8	62.2	66.5	51.4	30.8	13.8	5.68	18.0	37.7	69.5	84.9	76.1	47.6	13.3			
130	3.03	10.9	28.7	47.1	51.4	42.0	27.6	13.2	6.36	17.4	33.9	54.7	69.4	60.9	35.4	12.3			
135	3.62	10.1	24.1	36.8	41.3	36.6	24.6	12.7	7.20	16.7	30.5	42.2	54.1	46.3	27.9	11.7			
140	4.26	9.38	20.5	30.9	35.0	31.7	22.0	12.1	7.78	16.5	27.5	37.0	41.9	36.2	24.0	11.2			
145	5.01	8.73	17.6	25.8	29.3	27.1	19.4	11.2	7.88	15.4	24.6	32.0	35.5	30.5	20.8	10.7			
150	5.70	8.13	15.0	21.4	24.3	22.8	16.8	9.76	7.63	13.4	22.3	27.3	29.8	25.7	18.2	10.2			
155	6.01	8.06	12.8	17.6	19.8	19.0	13.3	8.24	7.06	10.9	18.1	23.0	24.4	21.5	15.9	9.76			
160	6.02	8.05	10.8	14.2	15.9	15.3	9.88	7.04	6.36	8.60	13.5	19.7	16.9	17.8	13.8	9.30			
165	6.02	8.12	9.72	11.3	12.5	10.5	6.97	6.42	6.42	7.00	9.33	14.6	14.6	14.6	11.9	9.10			
170	6.50	7.68	9.51	10.0	10.1	6.34	6.29	7.17	7.49	7.07	7.04	8.56	13.0	11.9	10.3	8.51			
175	8.11	8.51	9.48	9.55	5.99	6.11	7.80	9.08	9.24	8.60	7.13	6.13	10.3	10.1	9.78	8.83			
180	10.3	10.2	9.56	7.20	5.94	8.60	10.0	10.4	10.3	10.2	9.54	7.19	5.94	8.66	10.0	10.4			

C Range: 0 - 360DEG
 C Interval: 22.5DEG
 Test Speed: HIGH
 Temperature:25.3DEG
 Operators:DAMIN
 Test Date:2025-08-20

γ Range: 0 - 180DEG
 γ Interval: 1.0DEG
 Test System:EVERFINE GO-2000B_V1 SYSTEM V2.0.406.11
 Humidity:65.0%
 Test Distance:8.898m [K=1.0000]
 Remarks: