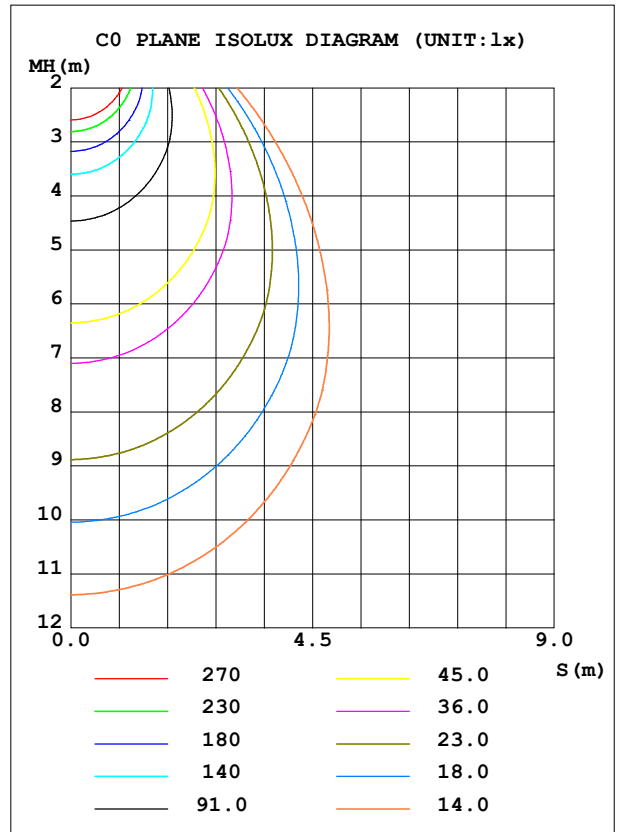
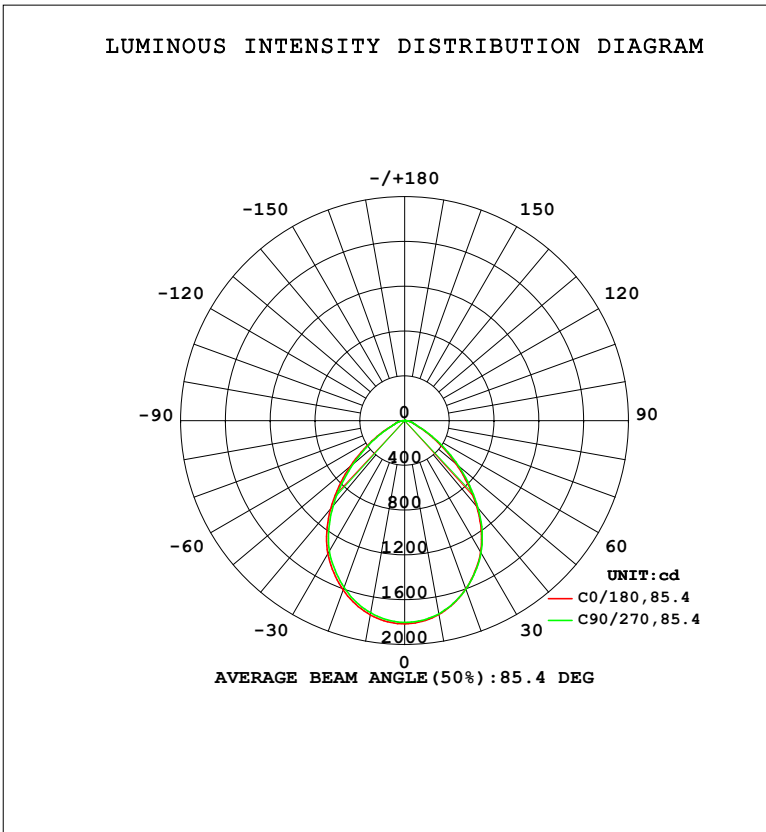


**LUMINAIRE PHOTOMETRIC TEST REPORT**

Test:U:277.59V I:0.1105A P:28.091W PF:0.9440 Freq:50.01Hz		
UTHDi:0.00% ITHDi:0.00% KDisp:0 Lamp Flux:3351.96x1 lm		
NAME: ASD-CDL7R-6A30WH	TYPE: 30W	WEIGHT:
SPEC.: N/A	DIM.:	SERIAL No.:
MFR.: ASD Lighting Corp	SUR.: 0.15	Shielding Angle:

DATA OF LAMP		PHOTOMETRIC DATA			
MODEL	ASD-CDL7R-6A30WH	Imax (cd)	1815	S/MH (C0/180)	1.13
NOMINAL POWER (W)	30	LOR (%)	100.0	S/MH (C90/270)	1.13
RATED VOLTAGE (V)	277	TOTAL FLUX (lm)	3352.0	<input type="checkbox"/> UP, DN (C0-180)	0.1,50.2
NOMINAL FLUX (lm)	3351.96	CIE CLASS	DIRECT	<input type="checkbox"/> UP, DN (C180-360)	0.1,49.5
LAMPS INSIDE	1	<input type="checkbox"/> up (%)	0.2	CIBSE SHR NOM	1.25
TEST VOLTAGE (V)	277	<input type="checkbox"/> down (%)	99.8	CIBSE SHR MAX	1.25



C Range: 0 - 360DEG  
 C Interval: 22.5DEG  
 Test Speed: HIGH  
 Temperature: 25.3°C  
 Operators: DAMIN  
 Test Date: 2023-12-6

Range: 0 - 120DEG  
 Interval: 1.0DEG  
 Test System: EVERFINE GO-2000A\_V1 SYSTEM V2.00.461  
 Humidity: 65.0%  
 Test Distance: 9.600m [K=1.0000]  
 Remarks:

ZONAL FLUX DIAGRAM

ZONAL FLUX DIAGRAM:

°	C0	C45	C90	C135	C180	C225	C270	C315	°	□ zone	□ total	%lum, lamp
10	1759	1753	1753	1749	1762	1753	1743	1738	0- 10	169.6	169.6	5.06,5.06
20	1599	1598	1601	1600	1609	1596	1586	1579	10- 20	473.9	643.5	19.2,19.2
30	1359	1360	1364	1367	1373	1359	1346	1340	20- 30	682.6	1326	39.6,39.6
40	1003	1010	1021	1029	1029	1012	993.6	986.8	30- 40	744.8	2071	61.8,61.8
50	598.8	614.7	628.2	630.6	633.3	615.1	598.9	588.8	40- 50	623.4	2694	80.4,80.4
60	266.7	276.0	283.7	283.0	283.8	280.5	268.4	259.8	50- 60	387.5	3082	91.9,91.9
70	95.97	97.33	98.70	99.24	99.68	97.98	95.97	94.85	60- 70	167.0	3249	96.9,96.9
80	43.62	45.27	46.31	47.01	46.32	46.22	45.29	44.36	70- 80	75.51	3324	99.2,99.2
90	0.9385	0.8899	0.8264	0.8458	1.296	1.277	1.302	2.009	80- 90	20.32	3345	99.8,99.8
100	1.289	1.276	1.224	1.212	1.968	2.005	2.038	2.050	90-100	1.379	3346	99.8,99.8
110	2.275	2.250	2.198	2.172	3.349	3.379	3.424	3.437	100-110	2.313	3348	99.9,99.9
120	3.578	3.533	3.449	3.436	5.068	5.087	5.132	5.164	110-120	3.507	3352	100,100
130	0	0	0	0	0	0	0	0	120-130	0.2034	3352	100,100
140	0	0	0	0	0	0	0	0	130-140	0	3352	100,100
150	0	0	0	0	0	0	0	0	140-150	0	3352	100,100
160	0	0	0	0	0	0	0	0	150-160	0	3352	100,100
170	0	0	0	0	0	0	0	0	160-170	0	3352	100,100
180	0	0	0	0	0	0	0	0	170-180	0	3352	100,100
DEG	LUMINOUS INTENSITY:cd									UNIT:lm		

Conical surface Flux(90deg): 2407.4 lm

%lum = 71.8%

%lamp = 71.8%

Conical surface Flux(130deg): 3185.7 lm

%lum = 95.0%

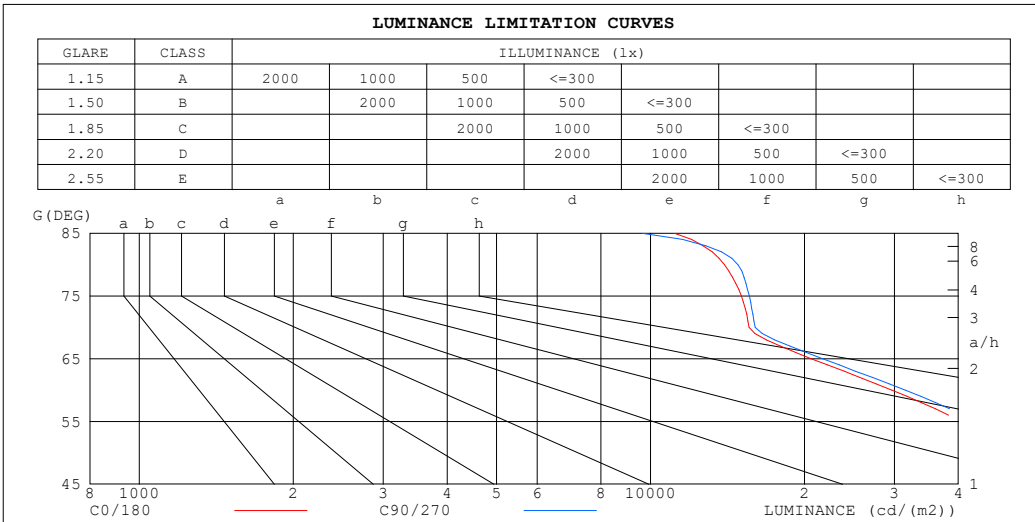
%lamp = 95.0%

C Range: 0 - 360DEG  
 C Interval: 22.5DEG  
 Test Speed: HIGH  
 Temperature:25.3°C  
 Operators:DAMIN  
 Test Date:2023-12-6

□ Range: 0 - 120DEG  
 □ Interval: 1.0DEG  
 Test System:EVERFINE GO-2000A\_V1 SYSTEM V2.00.461  
 Humidity:65.0%  
 Test Distance:9.600m [K=1.0000]  
 Remarks:

**LUMINANCE LIMITATION CURVES**

Test:U:277.59V I:0.1105A P:28.091W PF:0.9440 Freq:50.01Hz UTHDi:0.00% ITHDi:0.00% KDisp:0 Lamp Flux:3351.96x1 lm		
NAME: ASD-CDL7R-6A30WH	TYPE: 30W	WEIGHT:
SPEC.: N/A	DIM.:	SERIAL No.:
MFR.: ASD Lighting Corp	SUR.: 0.15	Shielding Angle:



LUMINANCE cd/(m2)		
G (DEG)	C0/180	C90/270
85	11143	9626
80	13954	14815
75	15054	15601
70	15589	16033
65	20625	21716
60	29639	31525
55	40518	43066
50	51751	54291
45	62717	64714

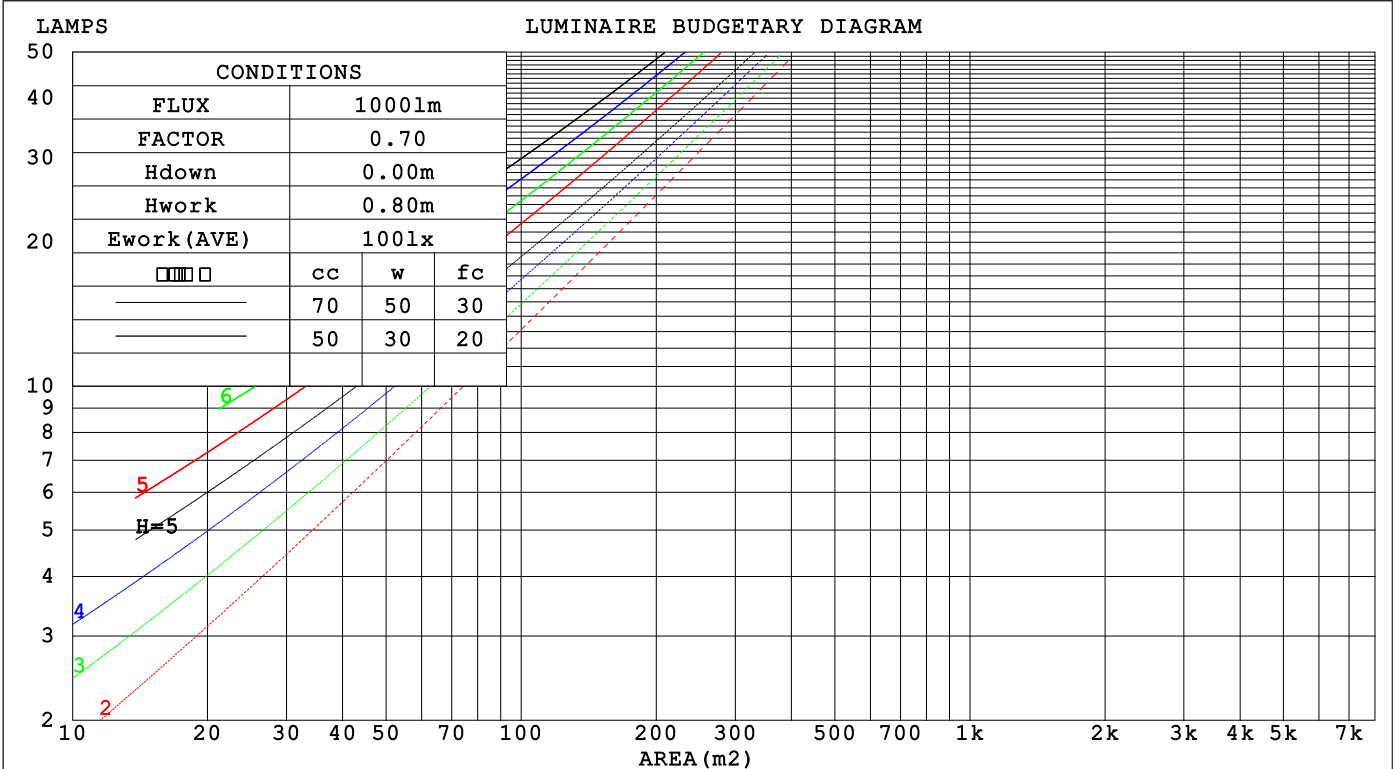
C Range: 0 - 360DEG  
 C Interval: 22.5DEG  
 Test Speed: HIGH  
 Temperature:25.3°C  
 Operators:DAMIN  
 Test Date:2023-12-6

Range: 0 - 120DEG  
 Interval: 1.0DEG  
 Test System:EVERFINE GO-2000A\_V1 SYSTEM V2.00.461  
 Humidity:65.0%  
 Test Distance:9.600m [K=1.0000]  
 Remarks:

**CU AND LUMINAIRE BUDGETARY ESTIMATE DIAGRAM**

Test:U:277.59V I:0.1105A P:28.091W PF:0.9440 Freq:50.01Hz		
UTHdi:0.00% ITHdi:0.00% KDisp:0 Lamp Flux:3351.96x1 lm		
NAME: ASD-CDL7R-6A30WH	TYPE: 30W	WEIGHT:
SPEC.: N/A	DIM.:	SERIAL No.:
MFR.: ASD Lighting Corp	SUR.: 0.15	Shielding Angle:

<input type="checkbox"/> cc	80%			70%			50%			30%			10%			0
<input type="checkbox"/> w	50%	30%	10%	50%	30%	10%	50%	30%	10%	50%	30%	10%	50%	30%	10%	0
<input type="checkbox"/> fc	20%			20%			20%			20%			20%			0
RCR	RCR:Room Cavity Ratio															
	Coefficients of Utilization(CU)															
0.0	1.19	1.19	1.19	1.16	1.16	1.16	1.11	1.11	1.11	1.06	1.06	1.06	1.02	1.02	1.02	.00
1.0	1.07	1.04	1.01	1.05	1.02	.99	1.01	.98	.96	.97	.95	.93	.93	.92	.90	.88
2.0	.96	.91	.86	.94	.89	.85	.91	.87	.83	.88	.84	.81	.85	.82	.79	.78
3.0	.87	.80	.74	.85	.79	.74	.82	.77	.73	.80	.75	.71	.77	.73	.70	.68
4.0	.78	.71	.65	.77	.70	.65	.75	.69	.64	.72	.67	.63	.70	.66	.62	.60
5.0	.71	.63	.58	.70	.63	.57	.68	.62	.57	.66	.61	.56	.64	.60	.56	.54
6.0	.65	.57	.51	.64	.57	.51	.62	.56	.51	.61	.55	.50	.59	.54	.50	.48
7.0	.59	.52	.46	.59	.51	.46	.57	.51	.46	.56	.50	.45	.55	.49	.45	.43
8.0	.55	.47	.42	.54	.47	.42	.53	.46	.42	.52	.46	.41	.51	.45	.41	.39
9.0	.51	.43	.38	.50	.43	.38	.49	.42	.38	.48	.42	.38	.47	.42	.38	.36
10.0	.47	.40	.35	.47	.40	.35	.46	.39	.35	.45	.39	.35	.44	.38	.34	.33



C Range: 0 - 360DEG  
 C Interval: 22.5DEG  
 Test Speed: HIGH  
 Temperature:25.3°C  
 Operators:DAMIN  
 Test Date:2023-12-6

Range: 0 - 120DEG  
 Interval: 1.0DEG  
 Test System:EVERFINE GO-2000A\_V1 SYSTEM V2.00.461  
 Humidity:65.0%  
 Test Distance:9.600m [K=1.0000]  
 Remarks:

**WEC AND CCEC**

Test:U:277.59V I:0.1105A P:28.091W PF:0.9440 Freq:50.01Hz		
UTHDi:0.00% ITHDi:0.00% KDisp:0 Lamp Flux:3351.96x1 lm		
NAME: ASD-CDL7R-6A30WH	TYPE: 30W	WEIGHT:
SPEC.: N/A	DIM.:	SERIAL No.:
MFR.: ASD Lighting Corp	SUR.: 0.15	Shielding Angle:

<input type="checkbox"/> cc	80%	70%	50%	30%	10%	0
<input type="checkbox"/> w	50% 30% 10%	50% 30% 10%	50% 30% 10%	50% 30% 10%	50% 30% 10%	0
<input type="checkbox"/> fc	20%	20%	20%	20%	20%	0
RCR	RCR:Room Cavity Ratio		Wall Exitance Coefficients (WEC)			
0.0						
1.0	.243 .138 .044	.236 .135 .043	.223 .128 .041	.211 .122 .039	.200 .116 .037	
2.0	.235 .129 .040	.229 .126 .039	.218 .121 .038	.207 .116 .036	.198 .112 .035	
3.0	.223 .119 .036	.218 .116 .035	.208 .113 .034	.198 .109 .033	.190 .105 .033	
4.0	.210 .109 .032	.205 .107 .032	.197 .104 .031	.189 .101 .031	.181 .098 .030	
5.0	.198 .101 .029	.194 .099 .029	.186 .097 .029	.179 .094 .028	.172 .092 .028	
6.0	.186 .093 .027	.183 .092 .027	.176 .090 .026	.169 .088 .026	.163 .086 .026	
7.0	.176 .087 .025	.172 .086 .024	.166 .084 .024	.161 .082 .024	.155 .081 .024	
8.0	.166 .081 .023	.163 .080 .023	.158 .079 .022	.152 .077 .022	.148 .076 .022	
9.0	.157 .076 .021	.155 .075 .021	.150 .074 .021	.145 .073 .021	.140 .071 .021	
10.0	.149 .071 .020	.147 .071 .020	.142 .070 .020	.138 .068 .019	.134 .067 .019	

<input type="checkbox"/> cc	80%	70%	50%	30%	10%	0
<input type="checkbox"/> w	50% 30% 10%	50% 30% 10%	50% 30% 10%	50% 30% 10%	50% 30% 10%	0
<input type="checkbox"/> fc	20%	20%	20%	20%	20%	0
RCR	RCR:Room Cavity Ratio		Ceiling Cavity Exitance Coefficients (CCEC)			
0.0	.192 .192 .192	.164 .164 .164	.112 .112 .112	.064 .064 .064	.021 .021 .021	
1.0	.177 .158 .141	.152 .136 .122	.104 .094 .084	.060 .054 .049	.019 .017 .016	
2.0	.166 .134 .107	.143 .115 .092	.098 .080 .064	.056 .046 .038	.018 .015 .012	
3.0	.157 .116 .083	.135 .100 .072	.092 .069 .050	.053 .040 .030	.017 .013 .010	
4.0	.149 .102 .066	.128 .088 .057	.088 .061 .040	.051 .036 .024	.016 .012 .008	
5.0	.142 .091 .054	.122 .079 .047	.084 .055 .033	.049 .032 .020	.016 .011 .006	
6.0	.135 .082 .045	.116 .071 .039	.080 .050 .028	.046 .029 .016	.015 .010 .005	
7.0	.128 .075 .038	.110 .065 .033	.076 .046 .024	.044 .027 .014	.014 .009 .005	
8.0	.123 .069 .033	.106 .060 .029	.073 .042 .020	.042 .025 .012	.014 .008 .004	
9.0	.117 .064 .029	.101 .056 .025	.070 .039 .018	.041 .023 .011	.013 .008 .004	
10.0	.112 .060 .026	.097 .052 .022	.067 .037 .016	.039 .022 .010	.013 .007 .003	

C Range: 0 - 360DEG  
 C Interval: 22.5DEG  
 Test Speed: HIGH  
 Temperature:25.3°C  
 Operators:DAMIN  
 Test Date:2023-12-6

Range: 0 - 120DEG  
 Interval: 1.0DEG  
 Test System:EVERFINE GO-2000A\_V1 SYSTEM V2.00.461  
 Humidity:65.0%  
 Test Distance:9.600m [K=1.0000]  
 Remarks:

**UGR(Unified Glare Rating) Table**

Test:U:277.59V I:0.1105A P:28.091W PF:0.9440 Freq:50.01Hz UTHDi:0.00% ITHDi:0.00% KDisp:0 Lamp Flux:3351.96x1 lm		
NAME: ASD-CDL7R-6A30WH	TYPE: 30W	WEIGHT:
SPEC.: N/A	DIM.:	SERIAL No.:
MFR.: ASD Lighting Corp	SUR.: 0.15	Shielding Angle:

ceiling/cavity	0.7	0.7	0.5	0.5	0.3	0.7	0.7	0.5	0.5	0.3
walls	0.5	0.3	0.5	0.3	0.3	0.5	0.3	0.5	0.3	0.3
working plane	0.2	0.2	0.2	0.2	0.2	0.2	0.2	0.2	0.2	0.2

Room dimensions	Viewed crosswise					Viewed endwise				
x = 2H y = 2H	25.0	26.3	25.2	26.5	26.7	25.2	26.5	25.4	26.6	26.8
3H	25.2	26.4	25.5	26.6	26.8	25.4	26.6	25.7	26.8	27.0
4H	25.3	26.4	25.6	26.7	26.9	25.5	26.6	25.8	26.8	27.1
6H	25.4	26.4	25.7	26.7	27.0	25.6	26.6	25.9	26.9	27.1
8H	25.4	26.4	25.7	26.7	27.0	25.6	26.6	25.9	26.9	27.2
12H	25.4	26.4	25.7	26.6	26.9	25.6	26.5	25.9	26.8	27.1
4H 2H	25.1	26.2	25.4	26.4	26.7	25.2	26.4	25.5	26.6	26.8
3H	25.4	26.4	25.7	26.7	27.0	25.6	26.5	25.9	26.8	27.1
4H	25.6	26.5	25.9	26.8	27.1	25.7	26.6	26.1	26.9	27.3
6H	25.8	26.5	26.1	26.9	27.2	25.9	26.7	26.3	27.0	27.4
8H	25.8	26.5	26.2	26.9	27.3	26.0	26.7	26.4	27.1	27.5
12H	25.8	26.5	26.3	26.9	27.3	26.0	26.7	26.4	27.0	27.4
8H 4H	25.6	26.3	26.0	26.7	27.1	25.8	26.5	26.2	26.8	27.2
6H	25.9	26.5	26.3	26.9	27.3	26.0	26.6	26.5	27.0	27.5
8H	26.0	26.5	26.4	26.9	27.4	26.1	26.7	26.6	27.1	27.5
12H	26.0	26.5	26.5	26.9	27.4	26.2	26.6	26.7	27.1	27.6
12H 4H	25.6	26.2	26.0	26.6	27.0	25.7	26.4	26.2	26.8	27.2
6H	25.9	26.4	26.3	26.8	27.3	26.0	26.6	26.5	27.0	27.4
8H	26.0	26.4	26.5	26.9	27.4	26.2	26.6	26.6	27.1	27.5

Variations with the observer position at spacings(CIE Pub.117):		
S = 1.0H	+ 0.8 / - 1.0	+ 0.7 / - 0.9
1.5H	+ 0.4 / - 0.4	+ 0.4 / - 0.4
2.0H	+ 1.7 / - 1.8	+ 1.6 / - 1.9

CIE Pub.117, 3352 lm Total Lamp Luminous Flux Corrected (8log(F/F0) = 4.2)  
 Area: 0.018 m2

C Range: 0 - 360DEG  
 C Interval: 22.5DEG  
 Test Speed: HIGH  
 Temperature:25.3°C  
 Operators:DAMIN  
 Test Date:2023-12-6

Range: 0 - 120DEG  
 Interval: 1.0DEG  
 Test System:EVERFINE GO-2000A\_V1 SYSTEM V2.00.461  
 Humidity:65.0%  
 Test Distance:9.600m [K=1.0000]  
 Remarks:

**UTILIZATION FACTORS TABLE**

Test:U:277.59V I:0.1105A P:28.091W PF:0.9440 Freq:50.01Hz UTHDi:0.00% ITHDi:0.00% KDisp:0 Lamp Flux:3351.96x1 lm		
NAME: ASD-CDL7R-6A30WH	TYPE: 30W	WEIGHT:
SPEC.: N/A	DIM.:	SERIAL No.:
MFR.: ASD Lighting Corp	SUR.: 0.15	Shielding Angle:

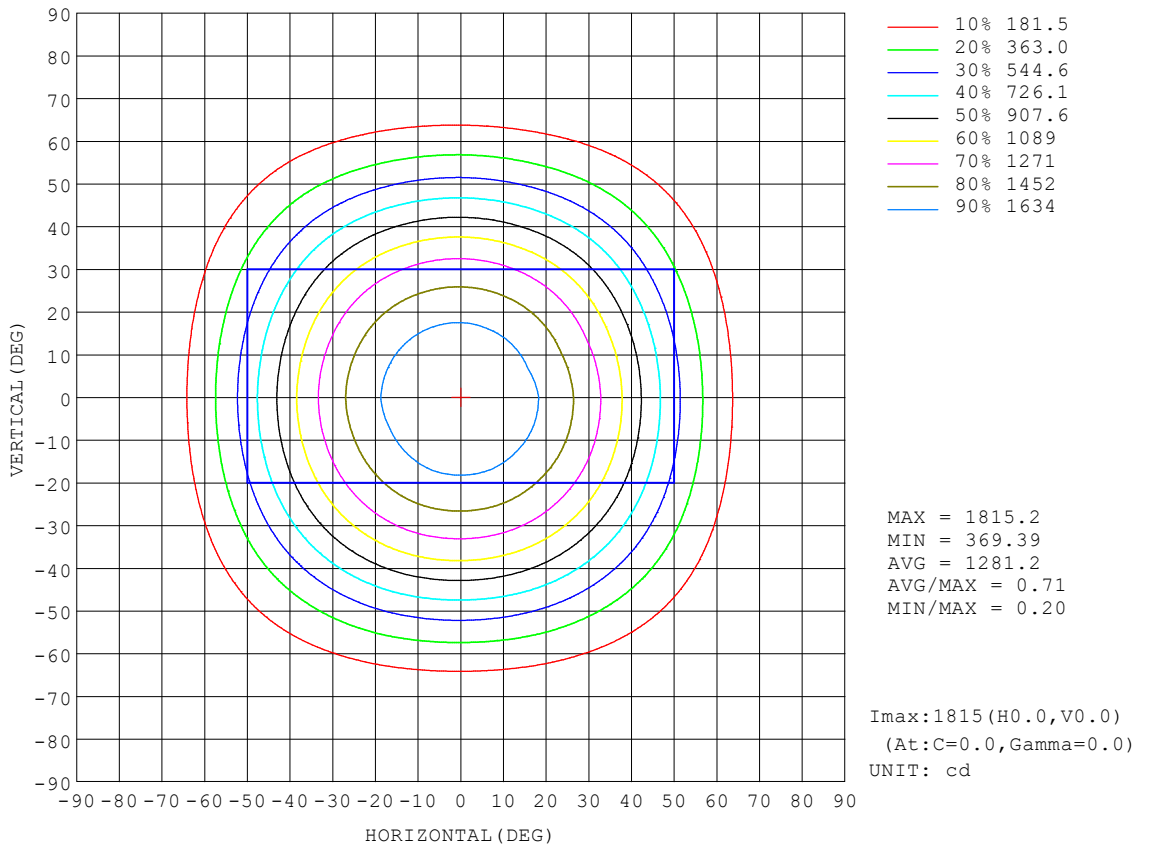
REFLECTANCE										
Ceiling	0.8	0.8	0.8	0.7	0.7	0.7	0.5	0.5	0.5	0
Walls	0.7	0.5	0.3	0.7	0.5	0.3	0.7	0.5	0.3	0
Working plane	0.2	0.2	0.2	0.2	0.2	0.2	0.2	0.2	0.2	0
ROOM INDEX	UTILIZATION FACTORS (PERCENT) $k(RI) \times RCR = 5$									
k = 0.60	67	57	51	67	57	51	66	57	51	46
0.80	77	68	62	76	67	61	75	67	61	55
1.00	85	76	70	84	76	70	82	76	70	64
1.25	92	83	78	90	83	77	88	81	76	70
1.50	96	88	83	94	87	82	92	86	81	75
2.00	101	95	90	100	94	89	96	91	87	81
2.50	104	98	93	102	97	93	99	94	91	83
3.00	107	101	97	105	100	96	101	97	94	86
4.00	110	105	102	107	103	100	103	100	98	89
5.00	111	108	104	109	106	103	105	102	100	91
ROOM INDEX	UF(total)									Direct
According to DIN EN 13032-2 2004			Suspended				SHRNOM = 1.25			

C Range: 0 - 360DEG  
 C Interval: 22.5DEG  
 Test Speed: HIGH  
 Temperature:25.3°C  
 Operators:DAMIN  
 Test Date:2023-12-6

Range: 0 - 120DEG  
 Interval: 1.0DEG  
 Test System:EVERFINE GO-2000A\_V1 SYSTEM V2.00.461  
 Humidity:65.0%  
 Test Distance:9.600m [K=1.0000]  
 Remarks:

**ISOCANDELA DIAGRAM**

Test:U:277.59V I:0.1105A P:28.091W PF:0.9440 Freq:50.01Hz UTHDi:0.00% ITHDi:0.00% KDisp:0 Lamp Flux:3351.96x1 lm		
NAME: ASD-CDL7R-6A30WH	TYPE: 30W	WEIGHT:
SPEC.: N/A	DIM.:	SERIAL No.:
MFR.: ASD Lighting Corp	SUR.: 0.15	Shielding Angle:




C Range: 0 - 360DEG  
 C Interval: 22.5DEG  
 Test Speed: HIGH  
 Temperature:25.3°C  
 Operators:DAMIN  
 Test Date:2023-12-6

Range: 0 - 120DEG  
 Interval: 1.0DEG  
 Test System:EVERFINE GO-2000A\_V1 SYSTEM V2.00.461  
 Humidity:65.0%  
 Test Distance:9.600m [K=1.0000]  
 Remarks:

**AAI Figure**

Test:U:277.59V I:0.1105A P:28.091W PF:0.9440 Freq:50.01Hz UTHDi:0.00% ITHDi:0.00% KDisp:0 Lamp Flux:3351.96x1 lm		
NAME: ASD-CDL7R-6A30WH	TYPE: 30W	WEIGHT:
SPEC.: N/A	DIM.:	SERIAL No.:
MFR.: ASD Lighting Corp	SUR.: 0.15	Shielding Angle:



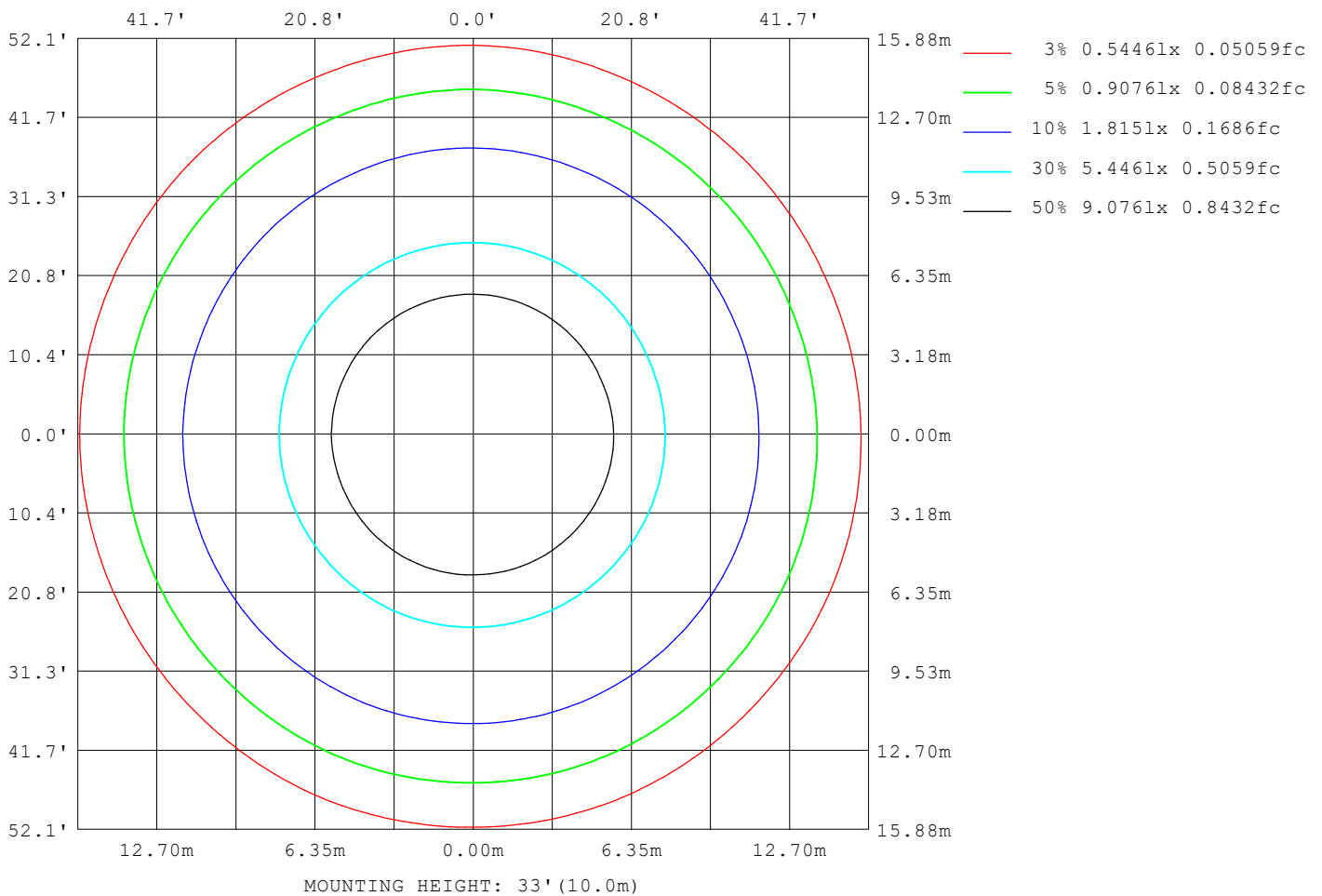
Note: The Curves indicate the illuminated area and the average illumination when the luminaire is at different distance.

C Range: 0 - 360DEG  
 C Interval: 22.5DEG  
 Test Speed: HIGH  
 Temperature: 25.3°C  
 Operators: DAMIN  
 Test Date: 2023-12-6

Range: 0 - 120DEG  
 Interval: 1.0DEG  
 Test System: EVERFINE GO-2000A\_V1 SYSTEM V2.00.461  
 Humidity: 65.0%  
 Test Distance: 9.600m [K=1.0000]  
 Remarks:

**ISOLUX DIAGRAM**

Test:U:277.59V I:0.1105A P:28.091W PF:0.9440 Freq:50.01Hz UTHDi:0.00% ITHDi:0.00% KDisp:0 Lamp Flux:3351.96x1 lm		
NAME: ASD-CDL7R-6A30WH	TYPE: 30W	WEIGHT:
SPEC.: N/A	DIM.:	SERIAL No.:
MFR.: ASD Lighting Corp	SUR.: 0.15	Shielding Angle:



C Range: 0 - 360DEG  
 C Interval: 22.5DEG  
 Test Speed: HIGH  
 Temperature:25.3°C  
 Operators:DAMIN  
 Test Date:2023-12-6

Range: 0 - 120DEG  
 Interval: 1.0DEG  
 Test System:EVERFINE GO-2000A\_V1 SYSTEM V2.00.461  
 Humidity:65.0%  
 Test Distance:9.600m [K=1.0000]  
 Remarks:

**LED Avg.L Report**

Test:U:277.59V I:0.1105A P:28.091W PF:0.9440 Freq:50.01Hz UTHDi:0.00% ITHDi:0.00% KDisp:0 Lamp Flux:3351.96x1 lm		
NAME: ASD-CDL7R-6A30WH	TYPE: 30W	WEIGHT:
SPEC.: N/A	DIM.:	SERIAL No.:
MFR.: ASD Lighting Corp	SUR.: 0.15	Shielding Angle:

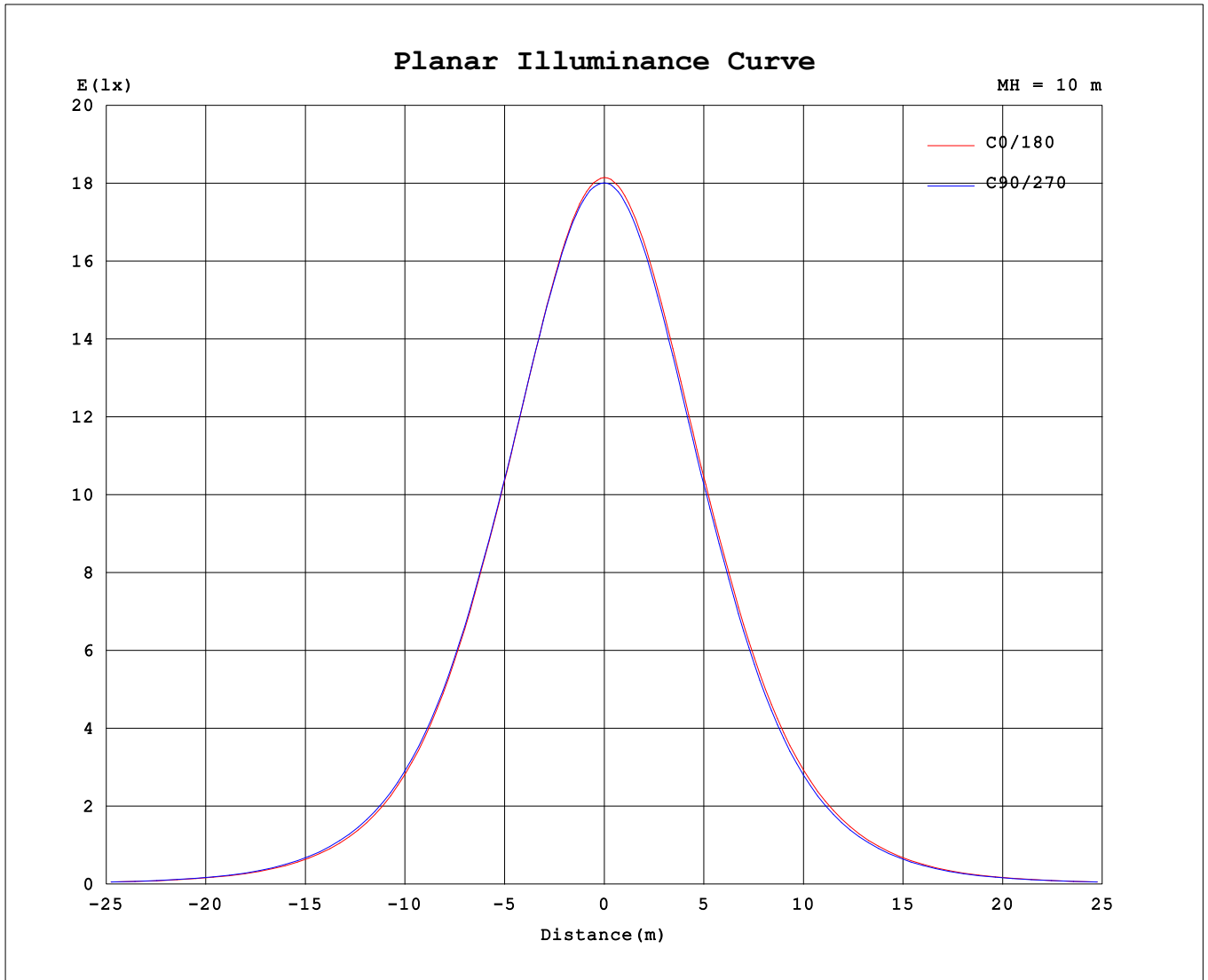
AvgL	cd/m2
L_0~180 (65) av	21164
L_0~180 (75) av	15379
L_0~180 (85) av	11922
L_90~270 (65) av	21234
L_90~270 (75) av	15424
L_90~270 (85) av	9503
L_45 (65) av	21198
L_45 (75) av	15407
L_45 (85) av	10945

Standard: GB/T 29293-2012

C Range: 0 - 360DEG  
 C Interval: 22.5DEG  
 Test Speed: HIGH  
 Temperature:25.3°C  
 Operators:DAMIN  
 Test Date:2023-12-6

Range: 0 - 120DEG  
 Interval: 1.0DEG  
 Test System:EVERFINE GO-2000A\_V1 SYSTEM V2.00.461  
 Humidity:65.0%  
 Test Distance:9.600m [K=1.0000]  
 Remarks:

**Planar Illuminance Curve**



C Range: 0 - 360DEG  
 C Interval: 22.5DEG  
 Test Speed: HIGH  
 Temperature: 25.3°C  
 Operators: DAMIN  
 Test Date: 2023-12-6

Range: 0 - 120DEG  
 Interval: 1.0DEG  
 Test System: EVERFINE GO-2000A\_V1 SYSTEM V2.00.461  
 Humidity: 65.0%  
 Test Distance: 9.600m [K=1.0000]  
 Remarks:

LUMINOUS DISTRIBUTION INTENSITY DATA

Test:U:277.59V I:0.1105A P:28.091W PF:0.9440 Freq:50.01Hz UTHDi:0.00% ITHDi:0.00% KDisp:0 Lamp Flux:3351.96x1 lm		
NAME: ASD-CDL7R-6A30WH	TYPE: 30W	WEIGHT:
SPEC.: N/A	DIM.:	SERIAL No.:
MFR.: ASD Lighting Corp	SUR.: 0.15	Shielding Angle:

Table--1

UNIT: cd

C (DEG) □ (DEG)	0	22.5	45	67.5	90	112.5	135	157.5	180	202.5	225	247.5	270	292.5	315	337.5			
0	1815	1810	1808	1803	1801	1798	1799	1795	1815	1810	1808	1803	1801	1798	1799	1795			
5	1800	1796	1794	1792	1790	1788	1786	1784	1802	1798	1794	1789	1787	1783	1782	1780			
10	1759	1758	1753	1753	1753	1752	1749	1748	1762	1756	1753	1747	1743	1740	1738	1738			
15	1691	1689	1687	1689	1687	1689	1686	1685	1697	1692	1685	1679	1677	1673	1671	1669			
20	1599	1600	1598	1600	1601	1602	1600	1598	1609	1601	1596	1588	1586	1580	1579	1578			
25	1487	1489	1487	1491	1492	1494	1491	1490	1499	1491	1486	1477	1473	1469	1468	1466			
30	1359	1360	1360	1364	1364	1369	1367	1366	1373	1364	1359	1351	1346	1340	1340	1338			
35	1193	1197	1197	1204	1206	1213	1211	1210	1214	1206	1200	1189	1183	1177	1176	1175			
40	1003	1006	1010	1018	1021	1029	1029	1027	1029	1018	1012	1000	994	986	987	986			
45	798	805	810	821	824	831	831	830	831	819	812	800	793	787	787	785			
50	599	609	615	625	628	633	631	631	633	622	615	604	599	591	589	587			
55	418	429	433	442	445	449	444	443	446	440	435	424	421	411	408	407			
60	267	273	276	283	284	287	283	282	284	281	281	273	268	260	260	259			
65	157	160	161	164	165	167	165	165	165	164	164	161	158	154	155	155			
70	96.0	96.9	97.3	98.3	98.7	99.5	99.2	99.1	99.7	98.6	98.0	96.6	96.0	94.9	94.9	94.8			
75	70.1	70.9	71.6	72.5	72.7	73.2	73.1	72.9	73.2	72.4	72.5	71.4	71.0	70.0	70.0	69.8			
80	43.6	44.2	45.3	46.4	46.3	46.9	47.0	46.1	46.3	45.8	46.2	45.5	45.3	44.1	44.4	43.4			
85	17.5	16.8	15.9	15.4	15.1	16.8	18.6	19.4	19.9	18.7	17.3	15.6	14.7	14.9	16.9	17.2			
90	0.94	0.89	0.89	0.80	0.83	0.79	0.85	0.85	1.30	1.34	1.28	1.33	1.30	1.37	2.01	1.37			
95	0.97	0.99	0.90	0.94	0.86	0.92	0.90	0.92	1.48	1.42	1.48	1.43	1.52	1.46	1.53	1.48			
100	1.29	1.33	1.28	1.31	1.22	1.28	1.21	1.26	1.97	1.93	2.01	1.96	2.04	1.99	2.05	1.98			
105	1.75	1.81	1.72	1.76	1.68	1.71	1.65	1.71	2.60	2.56	2.64	2.60	2.68	2.64	2.68	2.62			
110	2.28	2.33	2.25	2.29	2.20	2.24	2.17	2.24	3.35	3.30	3.38	3.34	3.42	3.38	3.44	3.37			
115	2.89	2.93	2.86	2.89	2.80	2.84	2.76	2.83	4.19	4.14	4.22	4.18	4.27	4.23	4.29	4.22			
120	3.58	3.59	3.53	3.53	3.45	3.47	3.44	3.44	5.07	5.04	5.09	5.10	5.13	5.14	5.16	5.13			
125	0.00	0.00	0.00	0.00	0.00	0.00	0.00	0.00	0.00	0.00	0.00	0.00	0.00	0.00	0.00	0.00			
130	0.00	0.00	0.00	0.00	0.00	0.00	0.00	0.00	0.00	0.00	0.00	0.00	0.00	0.00	0.00	0.00			
135	0.00	0.00	0.00	0.00	0.00	0.00	0.00	0.00	0.00	0.00	0.00	0.00	0.00	0.00	0.00	0.00			
140	0.00	0.00	0.00	0.00	0.00	0.00	0.00	0.00	0.00	0.00	0.00	0.00	0.00	0.00	0.00	0.00			
145	0.00	0.00	0.00	0.00	0.00	0.00	0.00	0.00	0.00	0.00	0.00	0.00	0.00	0.00	0.00	0.00			
150	0.00	0.00	0.00	0.00	0.00	0.00	0.00	0.00	0.00	0.00	0.00	0.00	0.00	0.00	0.00	0.00			
155	0.00	0.00	0.00	0.00	0.00	0.00	0.00	0.00	0.00	0.00	0.00	0.00	0.00	0.00	0.00	0.00			
160	0.00	0.00	0.00	0.00	0.00	0.00	0.00	0.00	0.00	0.00	0.00	0.00	0.00	0.00	0.00	0.00			
165	0.00	0.00	0.00	0.00	0.00	0.00	0.00	0.00	0.00	0.00	0.00	0.00	0.00	0.00	0.00	0.00			
170	0.00	0.00	0.00	0.00	0.00	0.00	0.00	0.00	0.00	0.00	0.00	0.00	0.00	0.00	0.00	0.00			
175	0.00	0.00	0.00	0.00	0.00	0.00	0.00	0.00	0.00	0.00	0.00	0.00	0.00	0.00	0.00	0.00			
180	0.00	0.00	0.00	0.00	0.00	0.00	0.00	0.00	0.00	0.00	0.00	0.00	0.00	0.00	0.00	0.00			

C Range: 0 - 360DEG  
 C Interval: 22.5DEG  
 Test Speed: HIGH  
 Temperature:25.3°C  
 Operators:DAMIN  
 Test Date:2023-12-6

□ Range: 0 - 120DEG  
 □ Interval: 1.0DEG  
 Test System:EVERFINE GO-2000A\_V1 SYSTEM V2.00.461  
 Humidity:65.0%  
 Test Distance:9.600m [K=1.0000]  
 Remarks: